


3-Cylinder, Medium-Pressure Diaphragm Pumps



DELTA 75 3-cylinder, medium pressure diaphragm pumps are internally manifolded with anodized aluminum construction and anodized aluminum and stainless steel liquid handling parts.

DELTA 75 pumps are excellent choices for various horticultural, agricultural, lawn care, nursery, pest control and turf spraying applications. They are also effectively used for aircraft de-icing, hydrostatic testing and cleaning applications.

Model	GPM	l/min	PSI	bar	RPM	Drive Configuration	Weight
DELTA 75 VA	20.0	79.0	560	38	550	Universal VA Drive Face. Mounting Rails	46 LBS
DELTA 75 VAGR1	20.0	79.0	560	38	550	Gear Reduction for 1" Shaft Gas Engine, 8-20 HP	58 LBS
DELTA 75 TSVA	20.0	79.0	560	38	550	Universal VA Drive Face x 1-3/8" 6-Spline Male PTO	46 LBS

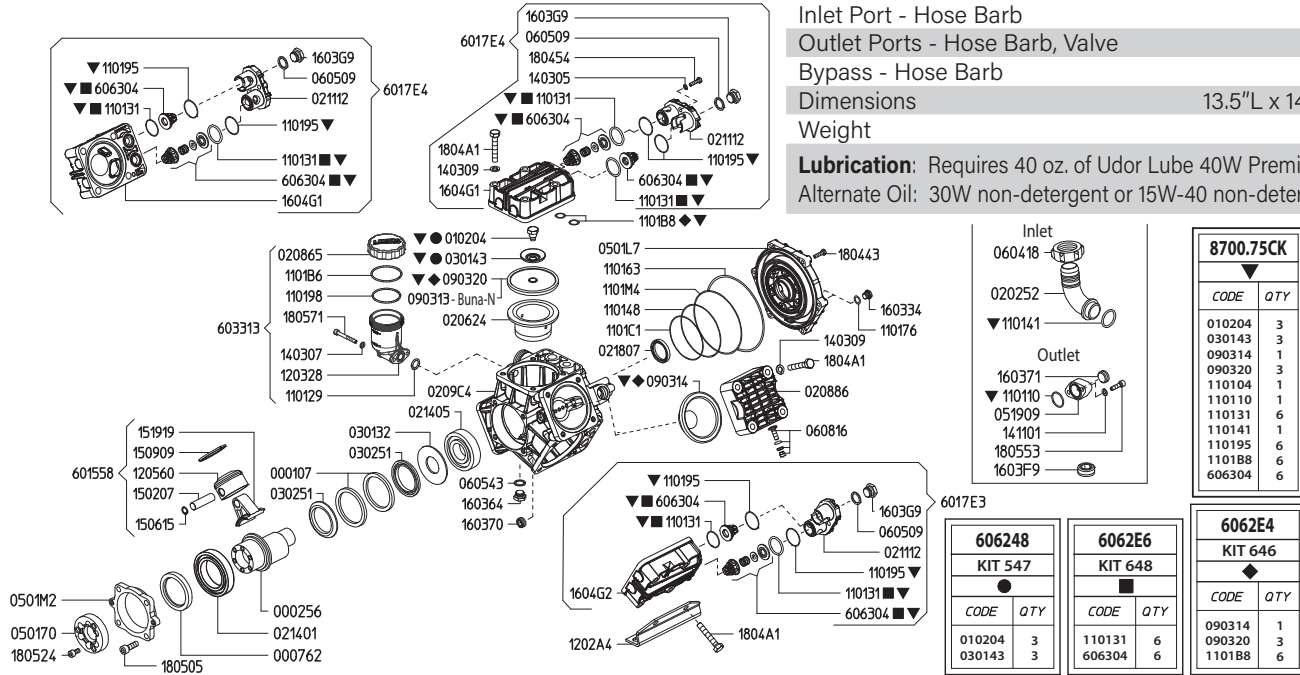
Specifications	DELTA 75	Description	Part #
Inlet Port	1-1/4" Hose Barb	Diaphragm Kit (GREENTECH)	6062.E4
Outlet Ports	(2) 1/2" Hose Barb	Diaphragm Bolt/Washer Kit	6062.48
Bypass	3/4" Hose Barb	Valve Kit	6062.E6
Piston Diameter	60mm	Regulator Repair Kit	6062.53
Crankshaft Stroke/Code	170mm / G	Complete Repair Kit	8700.75CK
Dimensions	13.5"L x 14.0"W x 12.0"H		

Lubrication: Requires 40 oz. of Udor Lube 40W Premium Pump Oil.
Alternate Oil: 30W non-detergent or 15W-40 non-detergent oil.



Maximum Flow	20.0 GPM / 79 lpm
Maximum Pressure	560 PSI / 38 bar
Maximum RPM	540
Inlet Port - Hose Barb	1-1/4" HB
Outlet Ports - Hose Barb, Valve	(2) 1/2" HB
Bypass - Hose Barb	3/4" HB
Dimensions	13.5"L x 14.0"W x 12.0"H
Weight	46 lbs

Lubrication: Requires 40 oz. of Udor Lube 40W Premium Pump Oil.
Alternate Oil: 30W non-detergent or 15W-40 non-detergent oil.

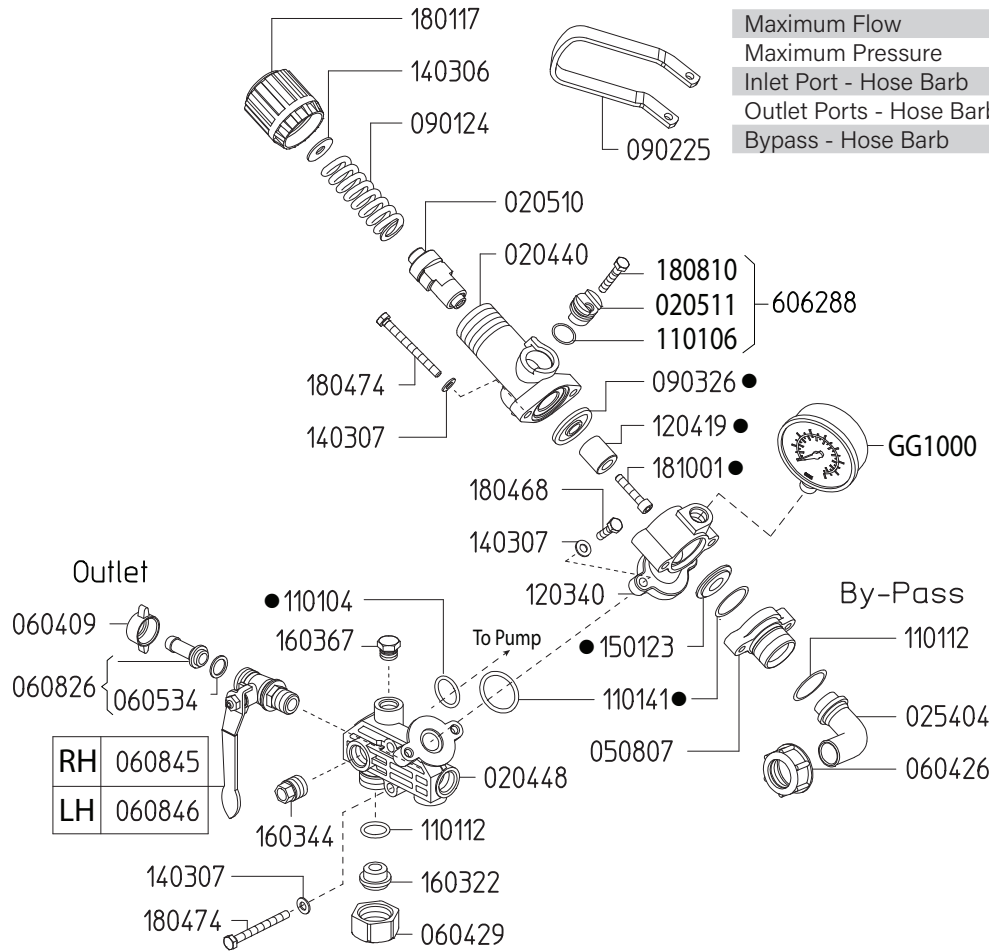


Revised 1-15-2024

Part #	Description	Qty	Part #	Description	Qty
0001.07	RETAINER RING	2	1101.M4	O-RING - CRANKCASE FLANGE	1
0002.56	SHAFT - VA	1	1202.A4	BASE PLATE	2
0007.62	OIL SEAL D60	1	1203.28	OIL RESERVOIR	1
0102.04	DIAPHRAGM BOLT ●▼	3	1205.60	ALUMINIUM PISTON D60	3
0202.52	HOSE BARB D32	1	1403.05	WASHER M8	2
0206.24	SLEEVE D60	3	1403.07	WASHER M6	2
0208.86	ACCUMULATOR COVER	1	1403.09	WASHER M10	16
0208.65	OIL RESERVOIR COVER	1	1411.01	SERATED WASHER D6	2
0209.C4	CRANKCASE	1	1502.07	PIN D15X54	3
0211.12	VALVE COVER	3	1506.15	SNAP RING D15	3
0214.01	BALL BEARING D60	1	1509.09	PISTON RING D60	3
0214.05	BALL BEARING D35	1	1519.19	CONNECTING ROD	3
0218.07	CAP D47X7	1	1603.36	PLUG G3/4	2
0301.32	BEARING DISC	1	1603.64	PLUG G3/8	1
0301.43	DIAPHRAGM DISC ●▼	3	1603.70	PLUG G3/8	1
0302.51	ROD SPACER	2	1603.71	PLUG G1/2	1
0501.70	FLANGE - VA	1	1603.F9	PLUG G3/4	1
0501.L7	CRANKCASE FLANGE	1	1603.G9	HEAD PLUG 3/8	3
0501.M2	BEARING FLANGE- VA	1	1604.G1	RIGHT/TOP HEAD	2
0519.09	REMOTE CONTROL FLANGE G1/2	1	1604.G2	LEFT HEAD	1
0604.18	BARB NUT M42X2	1	1804.43	HEX BOLT M6X35	6
0605.09	GASKET D17	3	1804.54	HEX BOLT M8X35	6
0605.43	GASKET D17	1	1804.A1	HEX BOLT M10X70	16
0608.16	AIR VALVE ASSEMBLY	1	1805.05	ALLEN BOLT M10X30	4
0903.13	PISTON DIAPHRAGM D100 BUNA-N	3	1805.24	ALLEN BOLT M8X16	6
0903.14	ACCUMULATOR DIAPHRAGM ◆▼	1	1805.71	ALLEN BOLT M6X50	2
0903.20	PISTON DIAPHRAGM D100 GREENTECH ◆▼	3	1805.53	ALLEN BOLT M6X22	2
1101.10	O-RING - DISCHARGE PORT ▼	1	6015.58	ROD ASSEMBLY D60	3
1101.29	O-RING - OIL RESERVOIR	1	6017.E3	HEAD ASSEMBLY - LEFT	1
1101.31	O-RING - VALVE ■▼	6	6017.E4	HEAD ASSEMBLY - RIGHT/TOP	2
1101.41	O-RING - INLET HOSE BARB ▼	1	6033.13	OIL RESERVOIR ASSEMBLY	1
1101.48	O-RING - CRANKCASE FLANGE	1	6063.04	VALVE ASSEMBLY W/O O-RING ■▼	6
1101.63	O-RING - CRANKCASE FLANGE	1	6062.48	DIAPHRAGM BOLT/WASHER KIT (KIT547)	1
1101.76	O-RING - PLUG	2	6062.E4	DIAPHRAGM KIT GREENTECH (KIT 646)	1
1101.95	O-RING - VALVE COVER ▼	6	6062.E6	IN/OUTLET VALVE KIT (KIT 648)	1
1101.98	O-RING - OIL RESERVOIR	1	8700.75CK	COMPLETE REPAIR KIT	1
1101.B6	O-RING - OIL RESERVOIR	1			
1101.B8	O-RING - HEAD ◆▼	6			
1101.C1	O-RING - CRANKCASE FLANGE	1			

- Parts in 6062.48 (Kit 547)
- ◆ Parts in 6062.E4 (Kit 646)
- Parts in 6062.E6 (Kit 648)
- ▼ Parts in 8700.75CK (Complete Repair Kit)

Adjustable Pressure Regulator



Maximum Flow	27.0 GPM / 102 lpm
Maximum Pressure	560 PSI / 38 bar
Inlet Port - Hose Barb	-
Outlet Ports - Hose Barb, Valve	(2) 1/2" HB
Bypass - Hose Barb	3/4" HB

Revised 1-15-2024

Part #	Description	Qty
0202.25	BYPASS HOSE BARB - STRAIGHT (OPTIONAL)	1
0204.40	VALVE BODY	1
0204.48	MAIN BODY	1
0205.10	VALVE CYLINDER	1
0205.11	VALVE CYLINDER CAM	2
0254.04	BYPASS HOSE BARB - ELBOW	1
0508.07	BYPASS FLANGE	1
0604.09	DISCHARGE BARB NUT	2
0604.26	BYPASS BARB NUT	1
0604.29	BARB NUT	1
0605.34	GASKET	2
0608.26	1/2" HOSE BARB W/GASKET	2
0608.45	BALL VALVE; RIGHT	1
0608.46	BALL VALVE; LEFT	1
0901.24	SPRING (HIGH PRESSURE)	1
0902.25	DUMP VALVE LEVER	1
0903.26	DIAPHRAGM ●	1
1101.04	O-RING ●	1
1101.06	O-RING	2
1101.12	O-RING	1

Part #	Description	Qty
1101.41	O-RING ●	2
1203.40	ADAPTER FLANGE	1
1204.19	STEEL POPPET ●	1
1403.06	WASHER	1
1403.07	WASHER	6
1501.23	SEAT ●	1
1603.02	PLUG	2
1603.14	PLUG	1
1603.22	PLUG	1
1801.17	ADJUSTMENT KNOB	1
1804.68	BOLT	2
1804.74	BOLT	4
1808.10	BOLT	2
1810.01	STAINLESS STEEL BOLT ●	1
6062.53	REPAIR KIT FOR 6047.06 CONTROL UNIT	1
6062.88	REGULATOR CAM KIT	2
GG1000	PRESSURE GAUGE - 1000 PSI BOTTOM MOUNT	1

● Parts included in Repair Kit #6062.53

The control unit features a manual dump valve, pressure control knob, glycerine filled pressure gauge, and two ball valve discharge ports.

1. Before operating or re-operating pump, push the manual dump valve lever (0902.25) down so the pump will start at zero pressure. FAILURE TO DO SO WILL VOID PUMP WARRANTY.
2. Turn pressure adjusting knob (1801.17) counter-clockwise to relieve spring tension. NOTE: Step 2 applies only to initial start-up, and is not necessary in daily operation of pump.
3. Start unit and let run until air is evacuated from system, when only liquid is expelled from the by-pass line.
4. Return dump valve lever to the UP position. Open spray gun or spray boom and turn the pressure adjustment knob (1801.17) clockwise until desired operating pressure is achieved.

All Dimensions are WITHOUT Control Unit or Regulator

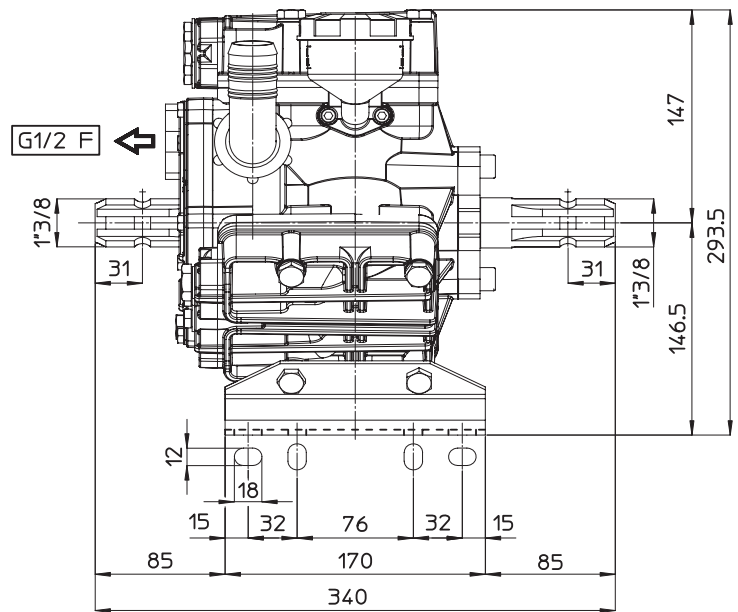
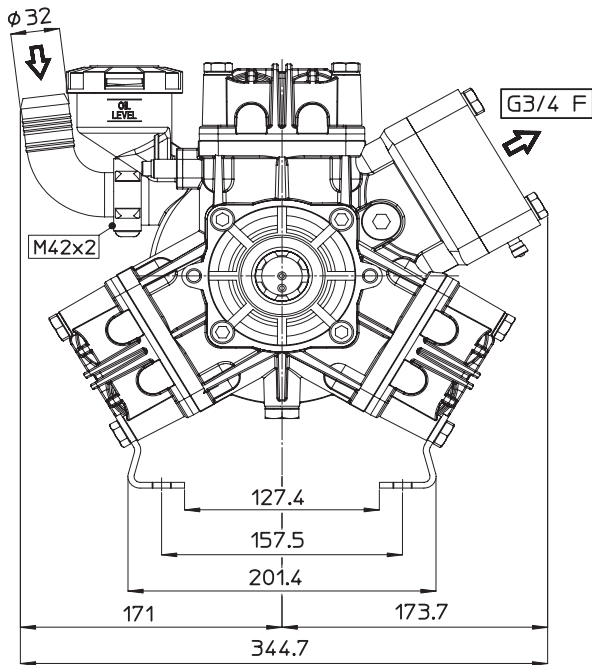
Dimensional Drawings are Shown in Millimeters. To Convert to Inches, Multiply Dimension x 0.03937

Specifications

DELTA 75

Inlet Port - Hose Barb	1-1/4" HB
Outlet Ports - Hose Barb	(2) 1/2" HB
Bypass - Hose Barb	3/4" HB
Dimensions	13.5" L x 14.0" W x 12.0" H
Diaphragm Material	GREENTECH (Std) Buna-N (Opt)

Lubrication: Requires 40 oz. of Udor Lube 40W Premium Pump Oil.
Alternate Oil: 30W non-detergent or 15W-40 non-detergent oil.



TORQUE SPECS

Ref.	Description	Ft./lb.	Nm
1	Diaphragm Bolts (Use Loctite 243)	18	25
2	Head Bolts	30	40
3	Pulsation Dampener Bolts	20	28
4	Inlet Flange Bolts	7	10
5	Bearing Flange Bolts	25	34
6	Oil Cup Bolts	6	8
7	Valve Cover Bolts	18	25

