

- Solid Ceramic Plungers
- Stainless Steel Check Valves
- Heavy Duty Brass Manifold with External and Internal Bracing
- High Strength Aluminum Alloy Connecting Rods.
- Large Diameter Brass Valve Caps with Increased Thread Depth
- Reinforcing Ring on Inlet and Discharge Ports
- Deeper Back Cover for Increased Oil Capacity
- 34.5 oz. Capacity Vented Oil Bath Crank Case
- 3/4" BSP-F Inlet. 3/8" BSP-F Outlet: 5.5 - 8.5 GPM
- 3/4" BSP-F Inlet. 1/2" BSP-F Outlet: 9.0 GPM & Above
- Max Fluid Temp, 160°F

CD Series 24mm Keyed Solid Shaft Plunger Pumps

CD Series standard duty plunger pumps include a wide range of models with flow rates from 5.5 to 18.5 GPM and pressures up to 2900 PSI.

Other drive options include gas engine gear reduction and hydraulic motor flange.

Applications include general pressure cleaning, sewer jetting, vehicle wash equipment, street cleaning, construction, hydro-excavation and UHP fire fighting applications.

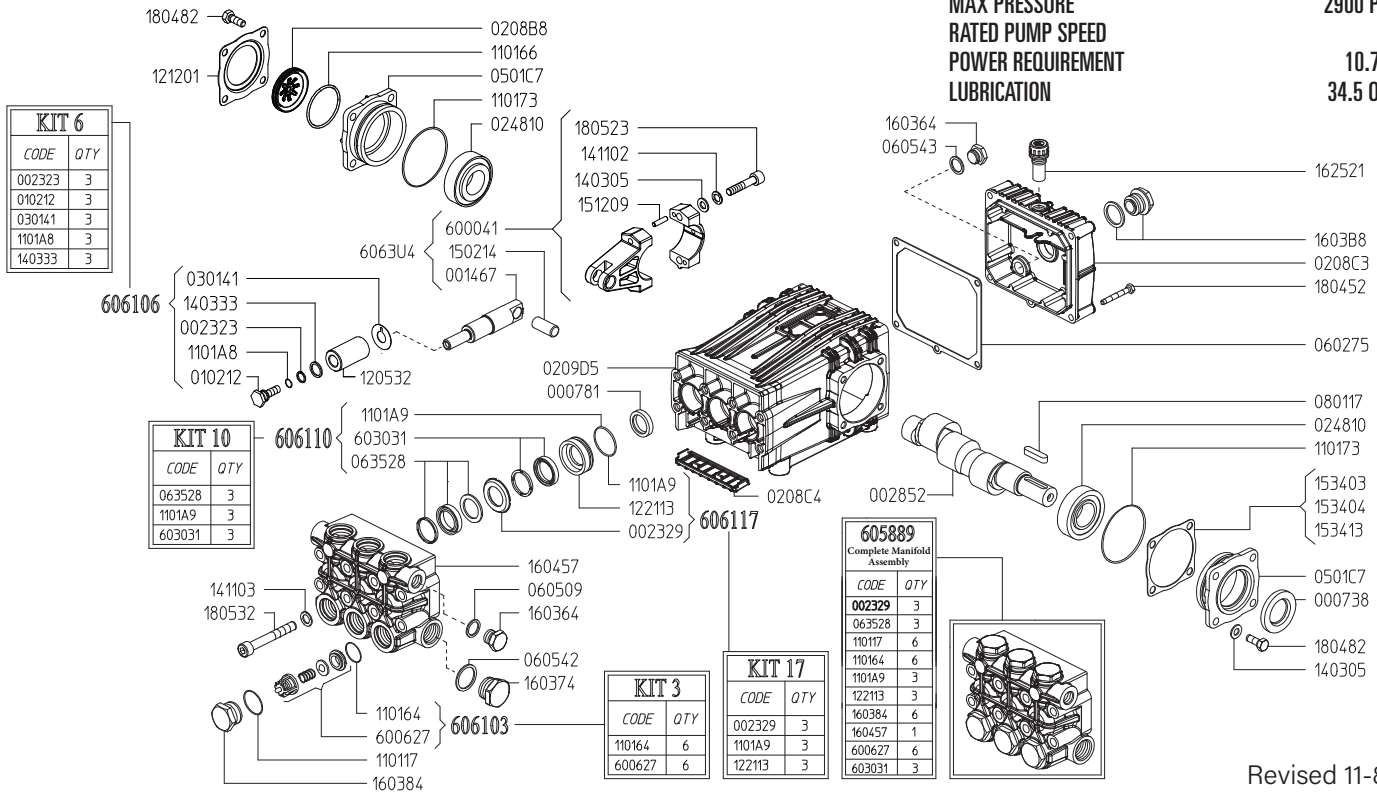
	Model	Flow		Pressure		Plunger Dia.	Crankshaft		Power	Seal Kit	Valve Kit	Wt.
		GPM	l/min	PSI	bar		Stroke	Code				
1750 RPM	CD 5.5/30 S	5.5	20.8	2900	200	22mm	11.0mm	P	10.7 EBHP	6061.10	6061.03	36 lbs
	CD 7.0/30 S	7.0	26.5	2900	200	22mm	13.5mm	N	13.6 EBHP	6061.10	6061.03	36 lbs
	CD 7.5/30 S	7.4	28.0	2900	200	22mm	15.0mm	V	14.4 EBHP	6061.10	6061.03	36 lbs
	CD 8.5/30 S	8.5	32.2	2900	200	22mm	17.0mm	X	16.5 EBHP	6061.10	6061.03	36 lbs
	CD 9.5/30 S	9.5	36.0	2900	200	22mm	19.0mm	Y	18.5 EBHP	6061.10	6061.03	36 lbs
	CD 11.0/25 S	11.0	41.5	2465	170	25mm	17.0mm	X	18.1 EBHP	6061.11	6061.03	36 lbs
	CD 12.0/22 S	12.0	45.5	2175	150	25mm	19.0mm	Y	17.5 EBHP	6061.11	6061.03	36 lbs
	CD 18.5/22 S	18.5	70.0	2175	150	30mm	19.0mm	Y	26.9 EBHP	6072.02	6072.26	36 lbs

NOTE: All pump models available with left-hand drive option. Add 'L' to model number when ordering (ex. CD 5.5/30 SL)



MAX FLOW
MAX PRESSURE
RATED PUMP SPEED
POWER REQUIREMENT
LUBRICATION

5.5 GPM / 20.8 L/MIN
2900 PSI / 200 BAR
1750 RPM
10.7 HP ELECTRIC
34.5 OZ UDOR LUBE



Revised 11-8-2024

Part #	Description	Qty
0007.38	OIL SEAL D30	1
0007.81	OIL SEAL D20	3
0014.67	PLUNGER GUIDE D22/25/28 "C/CK"	3
0023.23	RING D10.4 ^B	3
0023.29	UPPER RING D20 "M/MK" ^{D E}	3
0028.52	MALE SHAFT D24	1
0102.12	PLUNGER BOLT ^B	3
0208.B8	OIL SIGHT GLASS	1
0208.C3	BACK COVER "C/CK"	1
0208.C4	COVER "C/CK"	1
0209.D5	CRANKCASE "C/CK/CH"	1
0248.10	ROLLER BEARING D30	2
0301.41	SLINGER RING ^B	3
0501.C7	BEARING HOLLOW FLANGE	2
0602.75	BACK COVER GASKET	1
0605.09	GASKET D17	1
0605.42	GASKET D27	1
0605.43	GASKET D17	1
0635.28	HIGH PRESSURE SEAL KIT D22 ^{C E}	3
0801.17	KEY A8X7X35	1
1101.17	O-RING - VALVE PLUG	6
1101.64	O-RING - VALVE ^{A E}	6
1101.66	O-RING - OIL SIGHT GLASS	1
1101.73	O-RING - BEARING FLANGE	2
1101.A8	O-RING - PLUNGER BOLT ^B	3
1101.A9	O-RING - PRESSURE RING ^{C D E}	3
1205.32	CERAMIC PLUNGER D22	3
1212.01	RETAINER - OIL SIGHT GLASS	1
1221.13	PRESSURE RING D22 ^{D E}	3
1403.05	WASHER D8.4	10

Part #	Description	Qty
1403.33	WASHER D13.4 ^B	3
1411.02	SERATED WASHER D8	6
1411.03	SERATED WAHSER D10	8
1502.14	PIN D14X32	3
1512.09	PLUG D5X20 UNI1707	6
1534.03	SHIM 0.1 MM	1
1534.04	SHIM 0.2 MM	1
1534.13	SHIM 0.05 MM	1
1603.64	PLUG G3/8	2
1603.74	PLUG G3/4	1
1603.84	VALVE PLUG PISTON D22/25 ^E	6
1603.B8	OIL PLUG G3/4" + GASKET	1
1604.57	HEAD "C/G" PISTON D22/25 ^E	1
1625.21	OIL PLUG G3/8	1
1804.52	HEX BOLT M6X45	5
1804.82	HEX BOLT M8X22	8
1805.23	ALLEN BOLT M8X40	6
1805.32	ALLEN BOLT M10X75	8
6000.41	ROD ASSEMBLY	3
6006.27	VALVE ASSEMBLY W/O O-RING ^{A E}	6
6030.31	LOW PRESSURE SEAL ASSY D22 ^C	3
6058.89	COMPLETE MANIFOLD ASSEMBLY	1
6061.03	KIT 3 VALVE KIT	1
6061.06	KIT 6 PLUNGER KIT	1
6061.10	KIT 10 WATER SEAL KIT D22 "C/CK"	1
6061.17	KIT 17 BRASS RING KIT D22 "C/CK/NX"	1

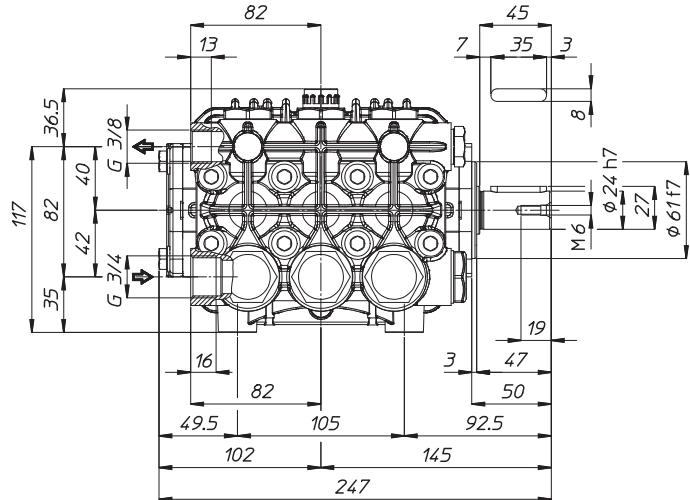
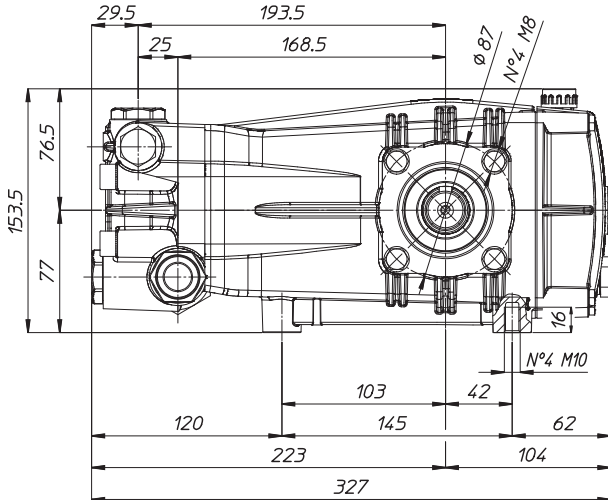
^A Parts in 6061.03 (Kit 3).
^B Parts in 6061.06 (Kit 6).
^C Parts in 6061.10 (Kit 10).
^D Parts in 6061.17 (Kit 17).
^E Parts in 6058.89 (Complete Manifold Assembly).

WEIGHT
LUBRICATION

36 LBS
34.5 OZ UDOR LUBE

*Dimensional Drawings are
Shown in Millimeters.
To Convert to Inches,
Multiply Dimension x 0.03937*

C SERIES PUMPS BELOW 9 GPM



TORQUE SPECS

Ref.	Description	Ft./lb.	Nm	Loctite®
1	Head Bolts	37	50	-
2	Valve Caps	103	140	243
3	Inlet Cap	103	140	-
4	Outlet Cap	103	140	243
5	Bearing Flange Bolts	19	25	-
6	Rear Cover Bolts	8	11	-
7	Connecting Rod Bolts	19	25	270
8	Plunger Bolts	15	20	270
9	Valve Cover Bolts	-	-	-
10	Oil Drain Plug	8	11	-

