


## Direct Drive, Hydraulic Flange Models

3/4" Hollow Shaft with 2 Bolt A-Flange Hydraulic Motor Mount  
1450 RPM



- Heavy Duty Brass Manifold with External and Internal Bracing
- Heavy Duty Bronze or High Strength Aluminum Alloy Connecting Rods.
- Large Diameter Brass Valve Caps with Increased Thread Depth
- Reinforcing Ring on Inlet and Discharge Ports
- Deeper Back Cover for Increased Oil Capacity
- 15.4 oz. Capacity Vented Oil Bath Crank Case
- 1/2" BSP-F Inlet. 3/8" BSP-F Outlet
- Max Fluid Temp, 160°F

### BKC Series Direct Drive, Hydraulic Flange Plunger Pumps

BKC Series super duty plunger pumps include a range of models with flow rates from 4.0 to 5.5 GPM and pressures up to 4350 PSI.

Other drive options include 24mm solid shaft, gas engine flange and gas engine gear reduction.

Applications include general pressure cleaning, sewer jetting, vehicle wash equipment and UHP fire fighting applications.

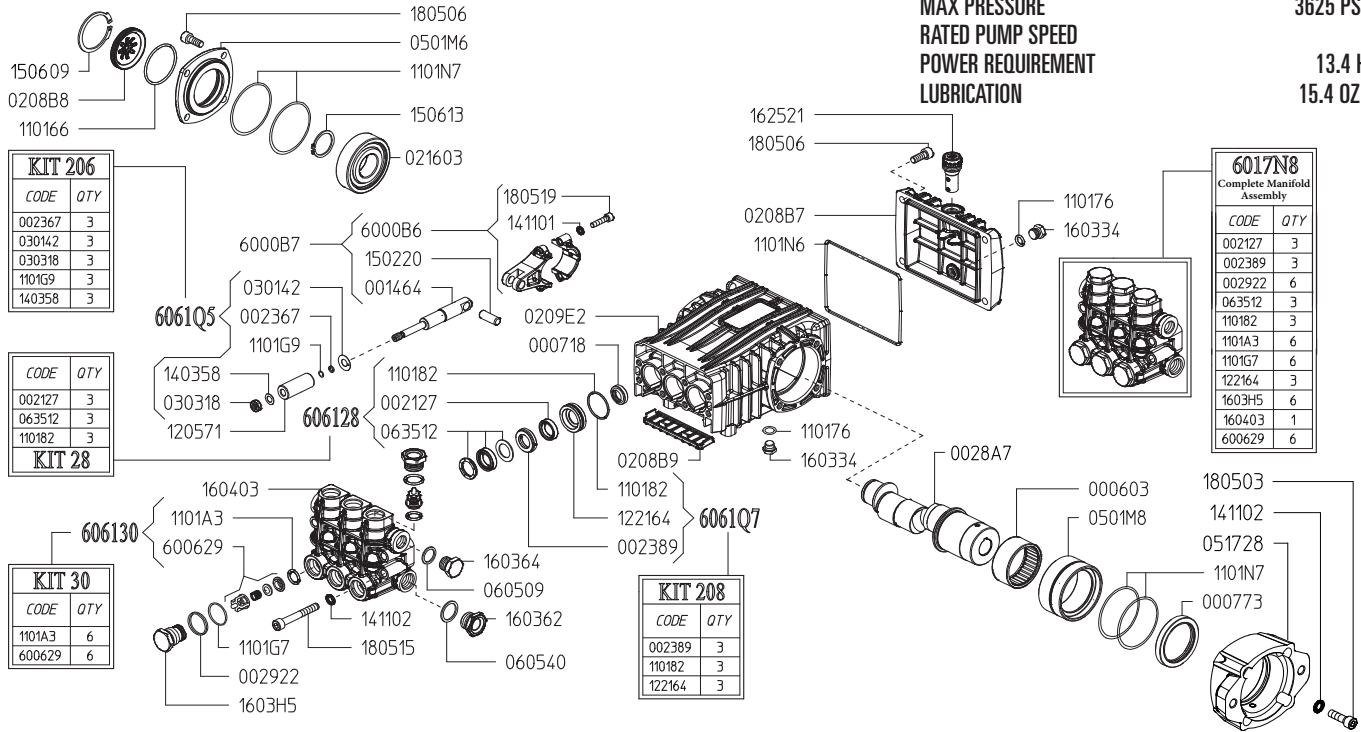
	Model	Flow		Pressure		Plunger Dia.	Crankshaft		Power	Seal Kit	Valve Kit	Wt.
		GPM	l/min	PSI	bar		Stroke	Code				
1450 RPM	BKC 15/30 T MI	4.0	15.0	4350	300	15mm	19.0mm	Y	11.5 EBHP	6061.B2	6061.30	25 lbs
	BKC 21/25 T MI	5.5	21.0	3625	250	18mm	19.0mm	Y	13.4 EBHP	6061.28	6061.30	25 lbs

NOTE: All pump models available with left-hand drive option. Add 'L' to model number when ordering (ex. BKC 15/30 TL MI)



MAX FLOW  
MAX PRESSURE  
RATED PUMP SPEED  
POWER REQUIREMENT  
LUBRICATION

5.5 GPM / 21.0 L/MIN  
3625 PSI / 250 BAR  
1450 RPM  
13.4 HP ELECTRIC  
15.4 OZ UDOR LUBE



Revised 11-6-2024

Part #	Description	Qty	Part #	Description	Qty
0006.03	BUSHING D50	1	1205.71	CERAMIC PLUNGER D18 "B/BK"	3
0007.18	OIL SEAL D15X24X5	3	1221.64	PRESSURE RING D18 "B/BK" <sup>D E</sup>	3
0007.73	OIL SEAL D50	1	1403.58	WASHER D8 <sup>C</sup>	3
0014.64	PLUNGER GUIDE "B/BK"	3	1411.01	SERATED WASHER D6	6
0021.27	WATER SEAL LP D18 <sup>B E</sup>	3	1411.02	SERATED WASHER D8	12
0023.67	RING D5.2X8X1.3 <sup>C</sup>	3	1502.20	PIN D10X27	3
0023.89	UPPER RING D18 "B/BK" <sup>D E</sup>	3	1506.09	SNAP RING D52	1
0028.A7	HOLLOW SHAFT "B/BK" D3/4"	1	1506.13	SNAP RING D30	1
0029.22	RING "CK" D15.2 <sup>E</sup>	6	1603.34	PLUG G1/4	2
0208.B7	BACK COVER "B/BK"	1	1603.62	PLUG G1/2	1
0208.B8	OIL SIGHT GLASS	1	1603.64	PLUG G3/8	1
0208.B9	COVER "B/BK"	1	1603.H5	VALVE PLUG "BK" <sup>E</sup>	6
0209.E2	CRANKCASE "B-X/BK-X"	1	1604.03	HEAD "BK-X" <sup>E</sup>	1
0301.42	SLINGER RING <sup>C</sup>	3	1625.21	OIL PLUG G3/8	1
0303.18	NUT M8XH5 <sup>C</sup>	3	1805.03	ALLEN BOLT M8X30	4
0501.M6	BEARING FLANGE "B/BK"	1	1805.06	ALLEN BOLT M8X20	8
0501.M8	BEARING FLANGE "B/BK"	1	1805.15	ALLEN BOLT M8X60	8
0517.26	MOTOR FLANGE "B/BK" MI	1	1805.19	ALLEN BOLT M6X25	6
0605.09	GASKET D17X23X1.5	1	6000.B6	ROD ASSEMBLY "B/BK"	3
0605.40	GASKET D21.5X27X1.5	1	6006.29	VALVE ASSEMBLY WITHOUT O-RING <sup>A E</sup>	6
0635.12	HIGH PRESSURE SEAL KIT D18 <sup>B E</sup>	3	6017.N8	COMPLETE MANIFOLD ASSEMBLY	1
1101.66	O-RING - OIL SIGHT GLASS	1	6061.28	KIT 28 - WATER SEAL KIT	1
1101.76	O-RING - PLUG	2	6061.30	KIT 30 - VALVE KIT "BK"	1
1101.82	O-RING - PRESSURE RING <sup>B D E</sup>	3	6061.Q5	KIT 206 - PLUNGER KIT D15/18 "B/BK"	1
1101.A3	O-RING - VALVE <sup>A E</sup>	6	6061.Q7	KIT 208 - BRASS RING KIT D18 "B/BK"	1
1101.G7	O-RING - VALVE PLUG <sup>E</sup>	6			
1101.G9	O-RING - PLUNGER ROD <sup>C</sup>	3			
1101.N6	O-RING - REAR COVER	1			
1101.N7	O-RING - BEARING FLANGE	4			

<sup>A</sup> Parts in 6061.30 (Kit 30).

<sup>B</sup> Parts in 6061.28 (Kit 28).

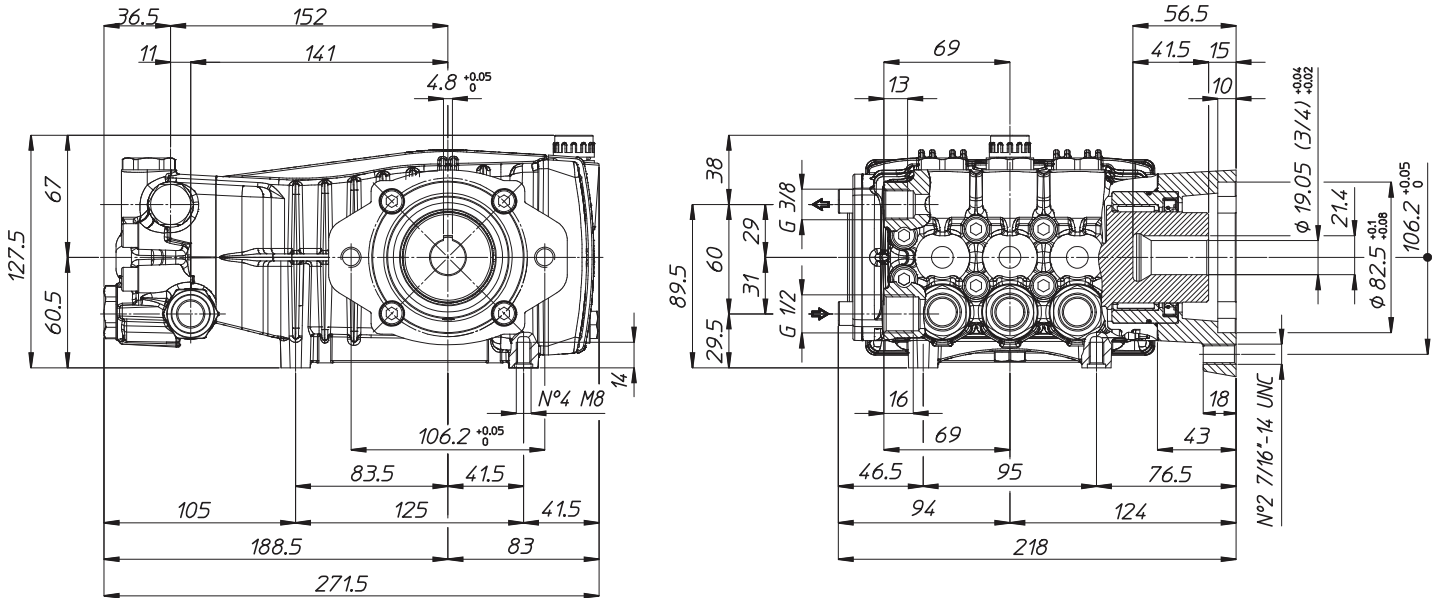
<sup>C</sup> Parts in 6061.Q5 (Kit 206).

<sup>D</sup> Parts in 6061.Q7 (Kit 208).

<sup>E</sup> Parts in 6017.N8 (Complete Manifold Assembly).

*Dimensional Drawings are  
Shown in Millimeters.  
To Convert to Inches,  
Multiply Dimension x 0.03937*

## BK SERIES PUMPS - 3/4" HOLLOW SHAFT w/ HYDRAULIC MOTOR FLANGE



## TORQUE SPECS

Ref.	Description	Ft./lb.	Nm	Loctite®
1	Head Bolts	19	25	-
2	Valve Caps	75	100	243
3	Inlet Cap	75	100	243
4	Outlet Cap	60	80	243
5	Bearing Flange Bolts	19	25	-
6	Rear Cover Bolts	19	25	-
7	Connecting Rod Bolts	9	11	243
8	Plunger Bolts	11	15	270
9	Valve Cover Bolts	-	-	-
10	Oil Drain Plug	19	25	-

