


## Direct Drive, Hydraulic Flange Models

3/4" Hollow Shaft with 2 Bolt A-Flange Hydraulic Motor Mount  
1450 RPM



- Heavy Duty Brass Manifold with External and Internal Bracing
- Heavy Duty Bronze or High Strength Aluminum Alloy Connecting Rods.
- Large Diameter Brass Valve Caps with Increased Thread Depth
- Reinforcing Ring on Inlet and Discharge Ports
- Deeper Back Cover for Increased Oil Capacity
- 15.4 oz. Capacity Vented Oil Bath Crank Case
- 1/2" BSP-F Inlet. 3/8" BSP-F Outlet
- Max Fluid Temp, 160°F

### BKC Series Direct Drive, Hydraulic Flange Plunger Pumps

BKC Series super duty plunger pumps include a range of models with flow rates from 4.0 to 5.5 GPM and pressures up to 4350 PSI.

Other drive options include 24mm solid shaft, gas engine flange and gas engine gear reduction.

Applications include general pressure cleaning, sewer jetting, vehicle wash equipment and UHP fire fighting applications.

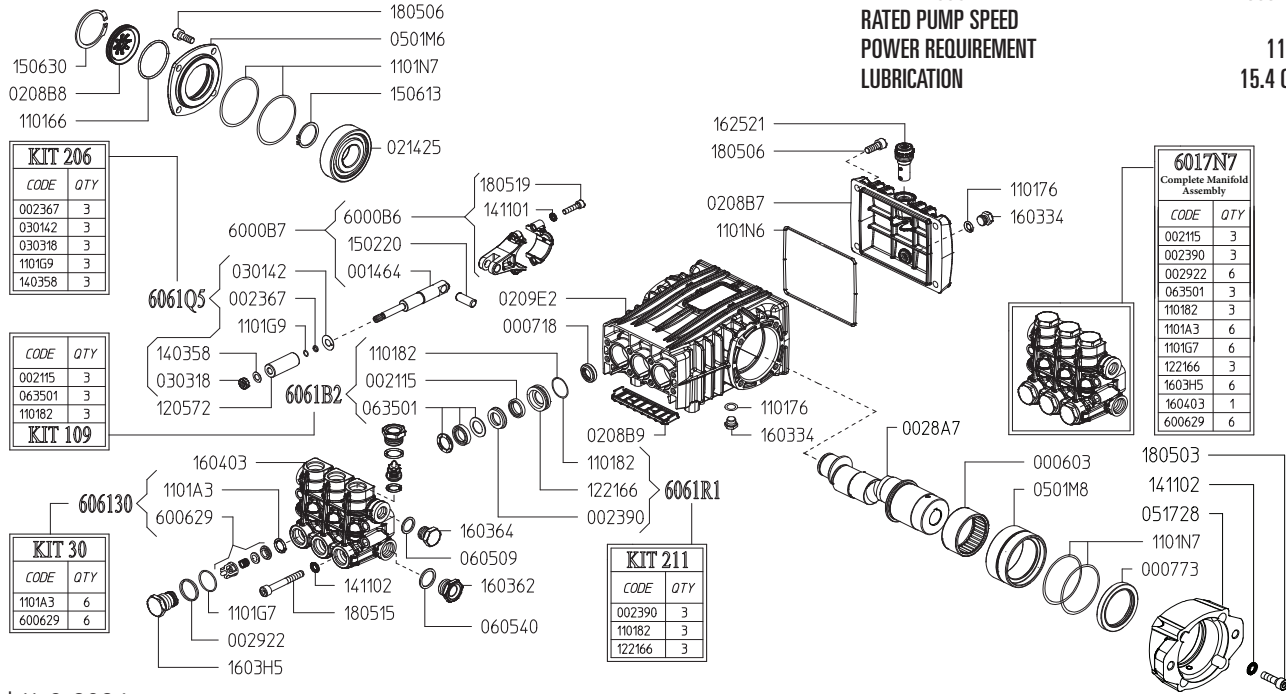
	Model	Flow		Pressure		Plunger Dia.	Crankshaft		Power	Seal Kit	Valve Kit	Wt.
		GPM	l/min	PSI	bar		Stroke	Code				
1450 RPM	<b>BKC 15/30 T MI</b>	4.0	15.0	4350	300	15mm	19.0mm	Y	11.5 EBHP	6061.B2	6061.30	25 lbs
	<b>BKC 21/25 T MI</b>	5.5	21.0	3625	250	18mm	19.0mm	Y	13.4 EBHP	6061.28	6061.30	25 lbs

NOTE: All pump models available with left-hand drive option. Add 'L' to model number when ordering (ex. BKC 15/30 TL MI)



MAX FLOW  
MAX PRESSURE  
RATED PUMP SPEED  
POWER REQUIREMENT  
LUBRICATION

4.0 GPM / 15.0 L/MIN  
4350 PSI / 300 BAR  
1450 RPM  
11.5 HP ELECTRIC  
15.4 OZ UDOR LUBE



Modified 11-6-2024

Part #	Description	Qty	Part #	Description	Qty
0006.03	BUSHING D50	1	1101.N7	O-RING - BEARING FLANGE	4
0007.18	OIL SEAL D15X24X5	3	1205.72	CERAMIC PLUNGER D15 "B/BK"	3
0007.73	OIL SEAL D50	1	1221.66	PRESSURE RING D15 "B/BK" <sup>D E</sup>	3
0014.64	PLUNGER GUIDE "B/BK"	3	1403.58	WASHER D8 <sup>C</sup>	3
0021.15	WATER SEAL LP D15 <sup>B E</sup>	3	1411.01	SERATED WASHER D6	6
0023.67	RING D5.2X8X1.3 <sup>C</sup>	3	1411.02	SERATED WASHER D8	8
0023.90	UPPER RING D15 "B/BK" <sup>D E</sup>	3	1502.20	PIN D10X27	3
0028.A7	HOLLOW SHAFT "B/BK" D3/4"	1	1506.09	SNAP RING D52	1
0029.22	RING "CK" D15.2 <sup>E</sup>	6	1506.13	SNAP RING D30	1
0208.B7	BACK COVER "B/BK"	1	1603.34	PLUG G1/4	2
0208.B8	OIL SIGHT GLASS	1	1603.62	PLUG G1/2	1
0208.B9	COVER "B/BK"	1	1603.64	PLUG G3/8	1
0209.E2	CRANKCASE "B-X/BK-X"	1	1603.H5	VALVE PLUG "BK" <sup>E</sup>	6
0214.25	BEARING D30	1	1604.03	HEAD "BK-X" <sup>E</sup>	1
0301.42	SLINGER RING <sup>C</sup>	3	1625.21	OIL PLUG G3/8	1
0303.18	NUT M8XH5 <sup>C</sup>	3	1805.03	ALLEN BOLT M8X30	4
0501.M6	BEARING FLANGE "B/BK"	1	1805.06	ALLEN BOLT M8X20	8
0501.M8	BEARING FLANGE "B/BK"	1	1805.15	ALLEN BOLT M8X60	8
0517.26	MOTOR FLANGE "B/BK" MI	1	1805.19	ALLEN BOLT M6X25	6
0605.09	GASKET D17X23X1.5	1	6000.B6	ROD ASSEMBLY "B/BK"	3
0605.40	GASKET D21.5X27X1.5	1	6006.29	VALVE ASSEMBLY WITHOUT O-RING <sup>A E</sup>	6
0635.01	HIGH PRESSURE SEAL KIT D15 <sup>B E</sup>	3	6017.N7	COMPLETE MANIFOLD ASSEMBLY	1
0801.17	KEY A8X7X35	1	6061.30	KIT 30 - VALVE KIT "BK"	1
1101.66	O-RING - OIL SIGHT GLASS	1	6061.B2	KIT 109 - WATER SEAL KIT	1
1101.76	O-RING - PLUG	2	6061.Q5	KIT 206 - PLUNGER KIT D15/18 "B/BK"	1
1101.82	O-RING - PRESSURE RING <sup>B D E</sup>	3	6061.R1	KIT 211 - BRASS RING KIT D18 "B/BK"	1
1101.A3	O-RING - VALVE <sup>A E</sup>	6			
1101.G7	O-RING - VALVE PLUG <sup>E</sup>	6			
1101.G9	O-RING - PLUNGER ROD <sup>C</sup>	3			
1101.N6	O-RING - REAR COVER	1			

<sup>A</sup> Parts in 6061.30 (Kit 30).

<sup>B</sup> Parts in 6061.B2 (Kit 109).

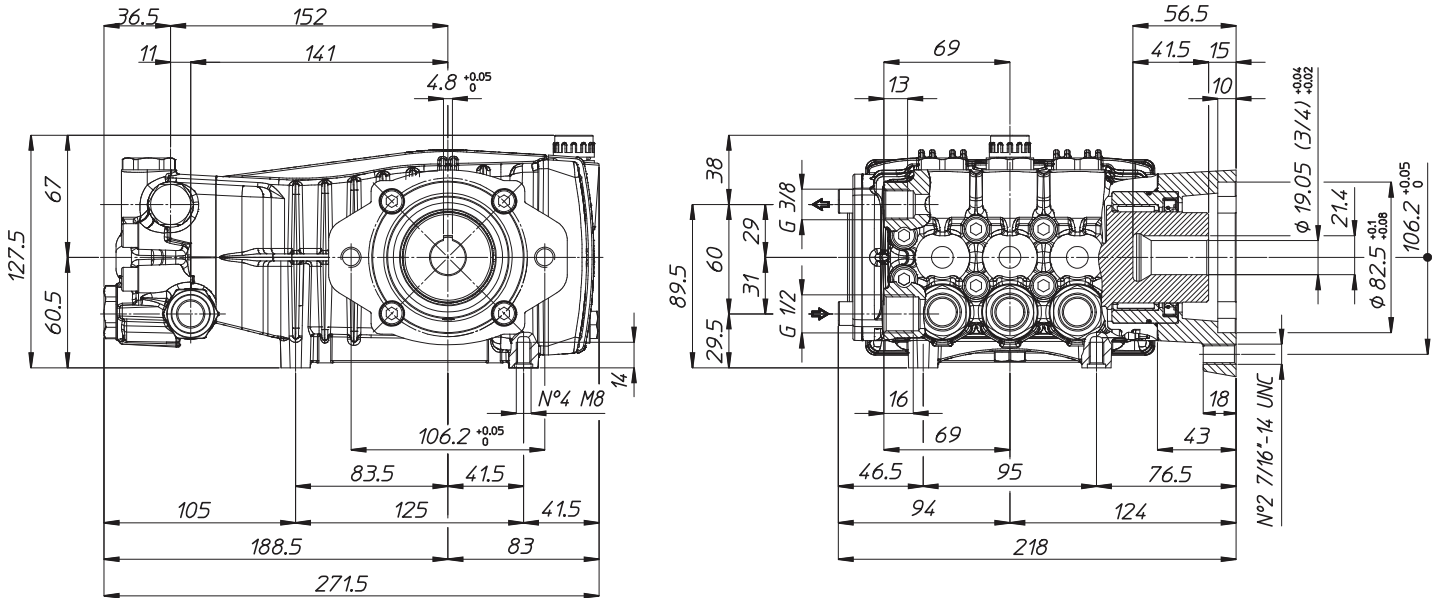
<sup>C</sup> Parts in 6061.Q5 (Kit 206).

<sup>D</sup> Parts in 6061.R1 (Kit 211).

<sup>E</sup> Parts in 6017.N7 (Complete Manifold Assembly).

*Dimensional Drawings are  
Shown in Millimeters.  
To Convert to Inches,  
Multiply Dimension x 0.03937*

## BK SERIES PUMPS - 3/4" HOLLOW SHAFT w/ HYDRAULIC MOTOR FLANGE



## TORQUE SPECS

Ref.	Description	Ft./lb.	Nm	Loctite®
1	Head Bolts	19	25	-
2	Valve Caps	75	100	243
3	Inlet Cap	75	100	243
4	Outlet Cap	60	80	243
5	Bearing Flange Bolts	19	25	-
6	Rear Cover Bolts	19	25	-
7	Connecting Rod Bolts	9	11	243
8	Plunger Bolts	11	15	270
9	Valve Cover Bolts	-	-	-
10	Oil Drain Plug	19	25	-

