

- Heavy Duty Brass Manifold
- Solid Ceramic Plungers
- Stainless Steel Plunger Guides and Check Valves
- Replaceable PTFE Coated Body Guides
- Bronze Connecting Rods
- Heavy Duty Flat Base High Pressure Seals
- 1-1/2" BSP-F Inlet. 1" BSP-F Outlet
- 128 oz. Capacity Vented Oil Bath Crank Case
- Max Fluid Temp, 160°F

VX Series Plunger Pumps

VX Series industrial duty plunger pumps are rated at 15.9 to 52.6 GPM and pressures up to 5075 PSI.

Pumps are available in 1000 or 1200 RPM models with a 35mm solid, keyed shaft.

Applications include sewer jetting, hydro-excavation, UHP fire fighting, mining, misting, street cleaning and vehicle wash systems.

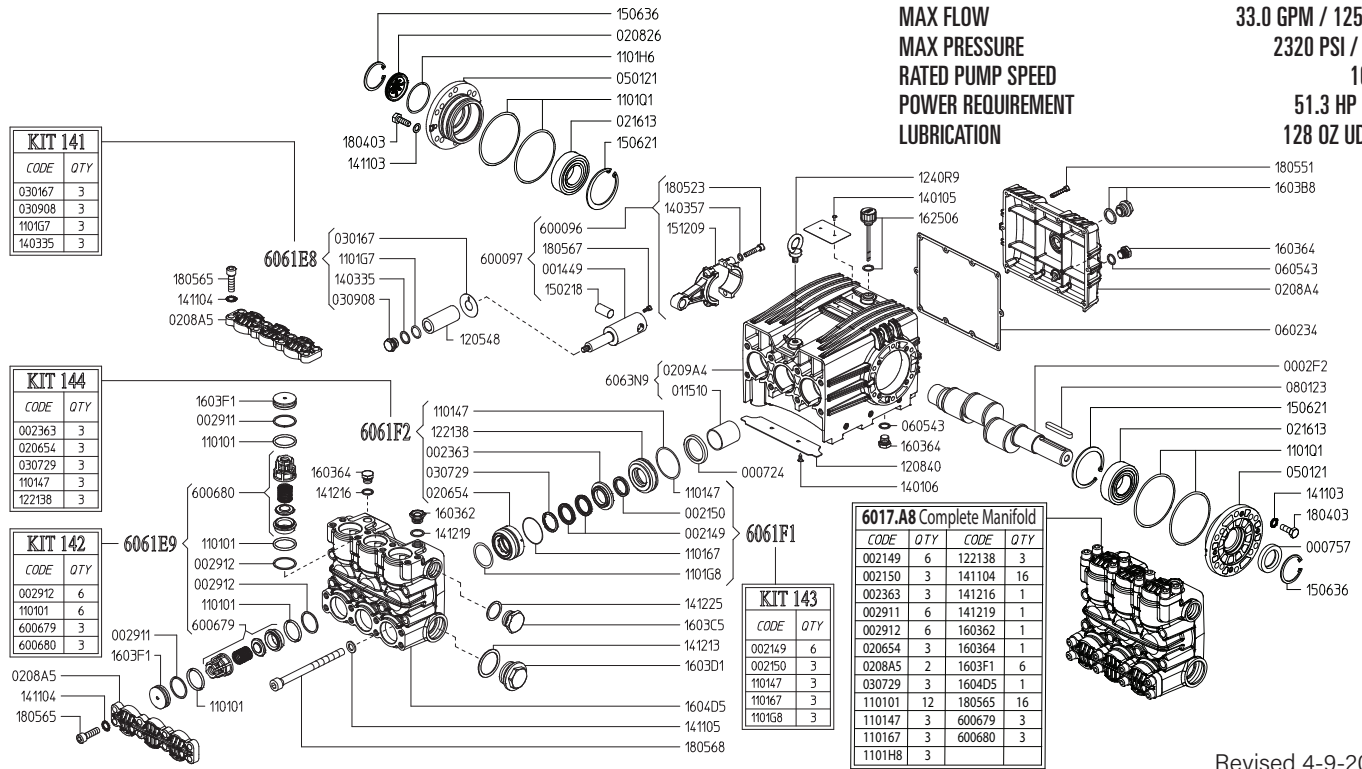
| | Model | Flow | | Pressure | | Plunger Dia. | Crankshaft | | Power | Seal Kit | Valve Kit | Wt. |
|----------|----------------|------|-------|----------|-----|--------------|------------|------|-----------|----------|-----------|---------|
| | | GPM | l/min | PSI | bar | | Stroke | Code | | | | |
| 1000 RPM | VX-B 60/350 R | 15.9 | 60.0 | 5075 | 350 | 28mm | 35.0mm | 5 | 50.3 EBHP | 6061.E6 | 6061.E9 | 128 lbs |
| | VX-B 75/280 R | 19.8 | 75.0 | 4060 | 280 | 28mm | 42.0mm | 8 | 51.3 EBHP | 6061.F1 | 6061.E9 | 128 lbs |
| | VX-B 100/200 R | 25.9 | 98.0 | 2900 | 200 | 32mm | 42.0mm | 8 | 50.3 EBHP | 6061.E6 | 6061.E9 | 128 lbs |
| | VX-B 130/160 R | 33.0 | 125.0 | 2320 | 160 | 36mm | 42.0mm | 8 | 51.3 EBHP | 6061.F1 | 6061.E9 | 128 lbs |
| | VX-B 160/130 R | 41.0 | 157.0 | 1885 | 130 | 40mm | 42.0mm | 8 | 52.3 EBHP | 6061.F3 | 6061.E9 | 128 lbs |
| | VX-B 200/100 R | 52.6 | 199.0 | 1450 | 100 | 45mm | 42.0mm | 8 | 51.0 EBHP | 6061.F8 | 6061.E9 | 128 lbs |
| 1200 RPM | VX-B 95/280 R | 24.8 | 95.0 | 4060 | 280 | 28mm | 42.0mm | 8 | 70.0 EBHP | 6061.N2 | 6061.N3 | 128 lbs |

NOTE: All pump models available with left-hand drive option. Substitute 'L' for "R" in model number when ordering (ex. VX-B 100/200 L)



MAX FLOW
MAX PRESSURE
RATED PUMP SPEED
POWER REQUIREMENT
LUBRICATION

33.0 GPM / 125.0 L/MIN
2320 PSI / 160 BAR
1000 RPM
51.3 HP ELECTRIC
128 OZ UDOR LUBE



Revised 4-9-2024

| Part # | Description | Qty |
|---------|---|-----|
| 0002.F2 | SHAFT | 1 |
| 0007.24 | OIL SEAL D40 | 3 |
| 0007.57 | OIL SEAL D40 | 1 |
| 0014.49 | PLUNGER GUIDE ROD D32/36/40 | 3 |
| 0021.49 | WATER SEAL H.P. D36 ^{C E} | 6 |
| 0021.50 | WATER SEAL L.P. D36 BPC ^{C E} | 3 |
| 0023.63 | UPPER RING D36 ^{C E} | 3 |
| 0029.11 | PLUG RING ^F | 6 |
| 0029.12 | RING ^{B E} | 6 |
| 0115.10 | BUSHING D40 | 3 |
| 0206.54 | SLEEVE D36 ^{D E} | 3 |
| 0208.26 | OIL SIGHT GLASS | 1 |
| 0208.A4 | BACK COVER | 1 |
| 0208.A5 | COVER ^E | 2 |
| 0209.A4 | CRANKCASE | 1 |
| 0216.13 | BEARING D40 | 2 |
| 0301.67 | DISC D32/36/40 ^A | 3 |
| 0307.29 | SPACER D36 ^{D E} | 3 |
| 0309.08 | NUT ^A | 3 |
| 0501.21 | BEARING FLANGE | 2 |
| 0602.34 | BACK COVER GASKET | 1 |
| 0605.43 | GASKET D17 | 2 |
| 0801.23 | KEY A10X8X70 | 1 |
| 1101.01 | O-RING - VALVE CAP ^E | 3 |
| 1101.01 | O-RING - VALVE ^{B E} | 6 |
| 1101.47 | O-RING - PRESSURE RING ^{C D E} | 3 |
| 1101.67 | O-RING - SLEEVE ^{C E} | 3 |
| 1101.G7 | O-RING - PLUNGER BOLT ^A | 3 |
| 1101.G8 | O-RING - SLEEVE, FRONT ^{C E} | 3 |
| 1101.H6 | O-RING - OIL SIGHT GLASS | 1 |
| 1101.Q1 | O-RING - BEARING FLANGE | 4 |
| 1205.48 | CERAMIC PLUNGER D36 | 3 |
| 1208.40 | PLATE | 1 |
| 1221.38 | PRESSURE RING D36 ^{D E} | 3 |
| 1240.R9 | LIFTING HOOK M10 | 1 |
| 1401.05 | RIVET 3.5X8 | 2 |
| 1401.06 | RIVET D4X10 | 2 |
| 1403.35 | WASHER D8.4 ^A | 3 |
| 1403.57 | WASHER D8.4 | 6 |
| 1411.03 | SERATED WASHER D10 | 12 |

| Part # | Description | Qty |
|---------|--|-----|
| 1411.04 | SERATED WASHER D12 ^E | 16 |
| 1411.05 | SERATED WASHER D14 | 8 |
| 1412.13 | BONDED WASHER D48.4 | 1 |
| 1412.16 | BONDED WASHER D17.3 ^E | 1 |
| 1412.19 | BONDED WASHER D21.5 ^E | 1 |
| 1412.25 | BONDED WASHER D33.9 (G1") | 1 |
| 1502.18 | PIN D20X34 | 3 |
| 1506.21 | SNAP RING D80 | 2 |
| 1506.36 | SNAP RING D55 | 2 |
| 1512.09 | PLUG D5X20 | 6 |
| 1603.62 | PLUG G1/2 ^E | 1 |
| 1603.64 | PLUG G3/8 - MANIFOLD ^E | 1 |
| 1603.64 | PLUG G3/8 - CRANKCASE | 2 |
| 1603.B8 | OIL PLUG G3/4 + GASKET | 1 |
| 1603.C5 | PLUG G1" | 1 |
| 1603.D1 | PLUG G1-1/2" | 1 |
| 1603.F1 | VALVE PLUG ^E | 6 |
| 1604.D5 | HEAD PISTON D32/36/40 ^E | 1 |
| 1625.06 | OIL PLUG G1/2 | 1 |
| 1804.03 | HEX BOLT M10X30 | 12 |
| 1805.23 | ALLEN BOLT M8X40 | 6 |
| 1805.51 | ALLEN BOLT M6X40 | 10 |
| 1805.65 | ALLEN BOLT M12X40 | 16 |
| 1805.67 | ALLEN BOLT M5X12 | 3 |
| 1805.68 | ALLEN BOLT M14X130 | 8 |
| 6000.96 | ROD ASSY "VX/VH/VY" BRONZE | 3 |
| 6006.79 | SUCTION VALVE ASSY W/O O-RING ^{B E} | 3 |
| 6006.80 | OUTLET VALVE ASSY W/O O-RING ^{B E} | 3 |
| 6017.A8 | COMPLETE MANIFOLD VX D36 | 1 |
| 6063.N9 | CRANKCASE ASSEMBLY | 1 |
| 6061.E8 | PLUNGER KIT (KIT 141) | 1 |
| 6061.E9 | VALVE KIT (KIT 142) | 1 |
| 6061.F1 | WATER SEAL KIT D36 (KIT 143) | 1 |
| 6061.F2 | BRASS RING KIT D36 (KIT 144) | 1 |

^A Parts in 6061.E8 (Kit 141).

^B Parts in 6061.E9 (Kit 142).

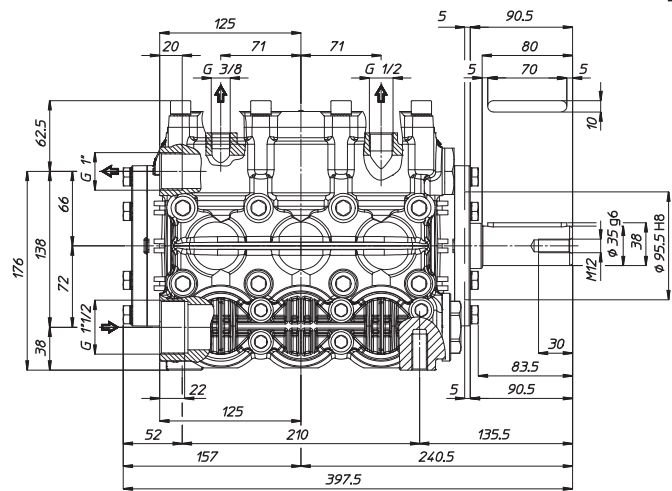
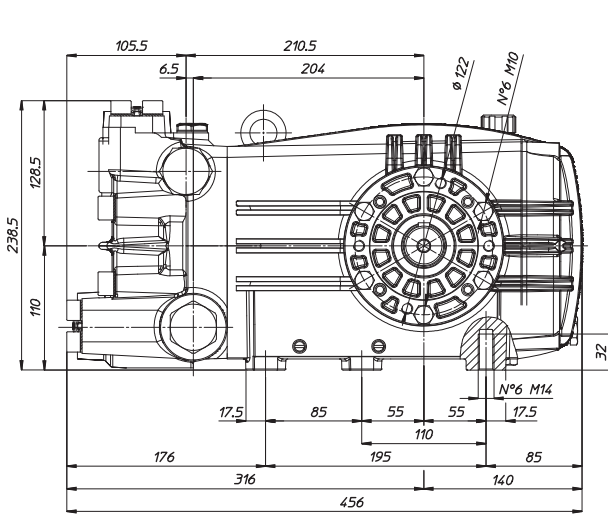
^C Parts in 6061.F1 (Kit 143).

^D Parts in 6061.F2 (Kit 144)

^E Parts in 6017.A8 (Complete Manifold)

*Dimensional Drawings are
Shown in Millimeters.
To Convert to Inches,
Multiply Dimension x 0.03937*

VX SERIES PUMPS UP TO 3000 PSI



TORQUE SPECS

| Ref. | Description | Ft./lb. | Nm | Loctite® |
|------|----------------------|---------|-----|----------|
| 1 | Head Bolts | 103 | 140 | - |
| 2 | Valve Caps | - | - | - |
| 3 | Inlet Cap | 147 | 200 | - |
| 4 | Outlet Cap | 133 | 180 | 243 |
| 5 | Bearing Flange Bolts | 30 | 57 | - |
| 6 | Rear Cover Bolts | 8 | 11 | - |
| 7 | Connecting Rod Bolts | 19 | 25 | 243 |
| 8 | Plunger Bolts | 30 | 40 | 243 |
| 9 | Valve Cover Bolts | 66 | 90 | - |
| 10 | Oil Drain Plug | 8 | 11 | - |

