

- Anodized Aluminum Crank Case
- Nickel-Plated Manifold
- Stainless Steel Check Valves
- Heavy Duty Bronze Connecting Rods
- Heavy Duty Roller Bearings
- 1-1/2" BSP-F Inlet. 1" BSP-F Outlet
- 65 oz. Oil Capacity
- Max Fluid Temp, 160°F

VX6 Series Plunger Pumps

VX6 Series industrial duty plunger pumps are rated at 68.7 to 108.8 GPM and pressures up to 870 PSI.

Pumps are available in 800 RPM models with a 35 mm solid shaft x 1-3/8" 6 spline PTO thru shaft

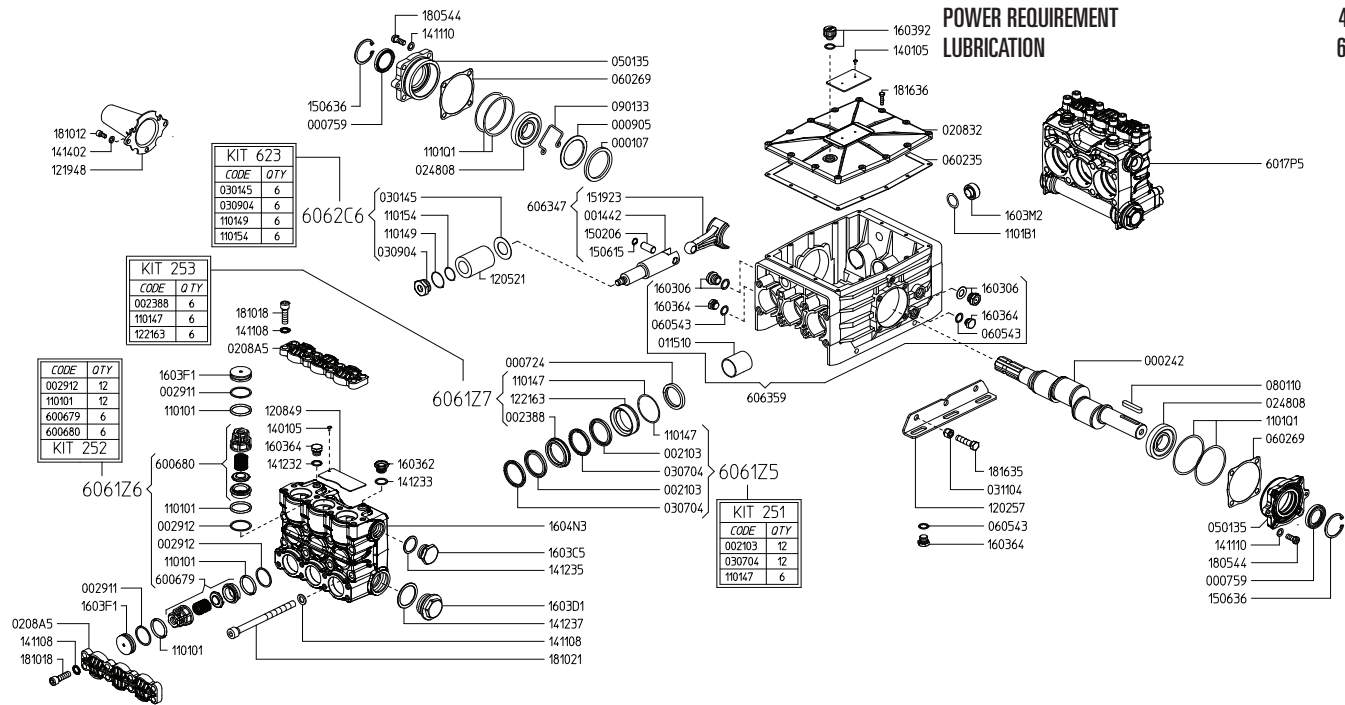
Applications include sewer jetting, hydro-excavation, fire fighting, street cleaning and vehicle wash systems.

| | Model | Flow | | Pressure | | Plunger Dia. | Crankshaft | | Power | Seal Kit | Valve Kit | Wt. |
|---------|--------------------|-------|-------|----------|-----|--------------|------------|------|-----------|----------|-----------|---------|
| | | GPM | l/min | PSI | bar | | Stroke | Code | | | | |
| 800 RPM | VX6-A 260/60 TS 1C | 68.7 | 260.0 | 870 | 60 | 55mm | 24.0mm | N | 42.0 EBHP | 6061.Z5 | 6061.Z6 | 198 lbs |
| | VX6-A 330/50 TS 1C | 87.0 | 329.3 | 725 | 50 | 55mm | 30.4mm | L | 44.3 EBHP | 6061.Z5 | 6061.Z6 | 198 lbs |
| | VX6-A 410/40 TS 1C | 108.8 | 411.7 | 580 | 40 | 55mm | 38.0mm | V | 44.3 EBHP | 6061.Z5 | 6061.Z6 | 198 lbs |



MAX FLOW
MAX PRESSURE
RATED PUMP SPEED
POWER REQUIREMENT
LUBRICATION

87.0 GPM / 329.3 L/MIN
725 PSI / 50 BAR
800 RPM
44.3 HP ELECTRIC
65 OZ UDOR LUBE



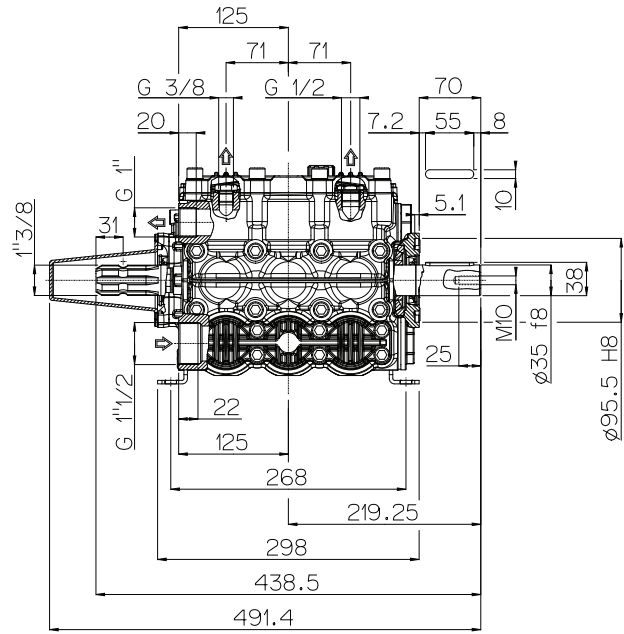
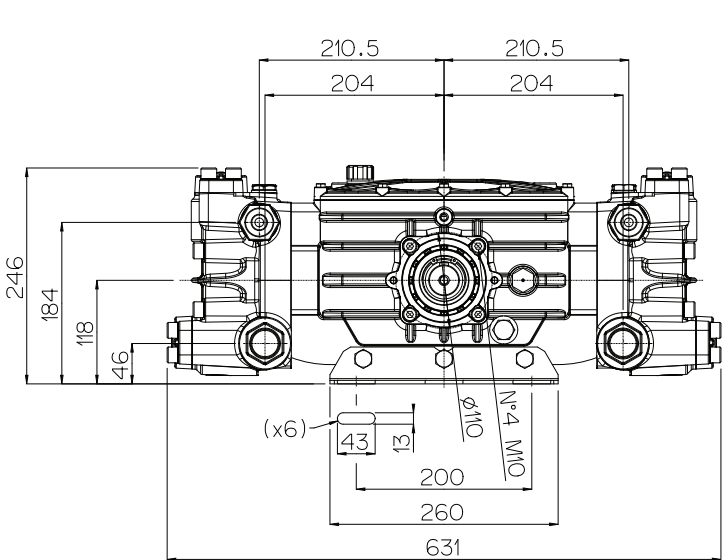
Revised 12-5-2023

| Part # | Description | Qty | Part # | Description | Qty |
|---------|---|-----|---------|--|-----|
| 0001.07 | RETAINER RING | 1 | 1411.10 | WASHER | 8 |
| 0002.42 | SHAFT - TS1C | 1 | 1412.13 | BONDED WASHER D48.4 | 2 |
| 0007.24 | OIL SEAL D40 | 6 | 1412.16 | BONDED WASHER D17.3 | 2 |
| 0007.59 | OIL SEAL D35 | 2 | 1412.19 | BONDED WASHER D21.5 | 2 |
| 0009.05 | RING | 1 | 1412.25 | BONDED WASHER D33.9 (G1") | 2 |
| 0014.42 | PLUNGER GUIDE | 6 | 1414.02 | WASHER | 3 |
| 0021.03 | PISTON SEAL RING D55 ^A | 12 | 1502.06 | PIN D15X32,3 | 6 |
| 0023.88 | UPPER RING D55 ^C | 6 | 1506.15 | SNAP RING D15 | 6 |
| 0029.11 | PLUG RING | 12 | 1506.36 | SNAP RING D55 | 2 |
| 0029.12 | RING ^B | 12 | 1519.23 | CONNECTING ROD | 6 |
| 0115.10 | BUSHING D40 | 6 | 1603.06 | OIL PLUG G1/2 + GASKET | 2 |
| 0208.32 | BODY COVER | 1 | 1603.62 | PLUG G1/2 | 2 |
| 0208.A5 | VALVE COVER | 4 | 1603.64 | PLUG G3/8 | 5 |
| 0209.24 | CRANKCASE | 1 | 1603.92 | OIL PLUG G1/2 | 1 |
| 0248.01 | BEARING | 2 | 1603.C5 | PLUG G1" | 2 |
| 0301.45 | DISC ^D | 6 | 1603.D1 | PLUG G1-1/2" | 2 |
| 0307.04 | SPACER RING D55 ^A | 12 | 1603.F1 | VALVE PLUG | 12 |
| 0309.04 | NUT ^D | 6 | 1603.M2 | BODY PLLUG | 2 |
| 0311.04 | LOCK NUT | 6 | 1604.N3 | HEAD | 2 |
| 0501.35 | BEARING FLANGE | 2 | 1805.44 | ALLEN BOLT | 8 |
| 0602.35 | BODY COVER GASKET | 1 | 1810.12 | ALLEN BOLT | 3 |
| 0602.69 | GASKET - BEARING FLANGE | 2 | 1810.18 | ALLEN BOLT | 32 |
| 0605.43 | GASKET D17 | 3 | 1810.21 | ALLEN BOLT | 16 |
| 0801.10 | KEY A10X8X55 | 1 | 1816.35 | HEX BOLT | 6 |
| 0901.33 | SPRING CLIP | 1 | 1816.36 | HEX BOLT | 12 |
| 1101.01 | O-RING - VALVE ^B | 12 | 6006.79 | SUCTION VALVE ASSY W/O O-RING ^B | 6 |
| 1101.01 | O-RING - VALVE CAP | 12 | 6006.80 | OUTLET VALVE ASSY W/O O-RING ^B | 6 |
| 1101.47 | O-RING - PRESSURE RING ^{A D} | 6 | 6017.P5 | COMPLETE MANIFOLD ASSEMBLY | 2 |
| 1101.49 | O-RING - PLUNGER BOLT, OUTER ^D | 6 | 6063.47 | COMPLETE ROD ASSEMBLY | 6 |
| 1101.54 | O-RING - PLUNGER BOLT, INNER ^D | 6 | 6063.U7 | CRANKCASE ASSEMBLY | 1 |
| 1101.B1 | O-RING - BODY PLUG | 2 | 6061.Z5 | WATER SEAL KIT (KIT 251) | 1 |
| 1101.Q1 | O-RING - BEARING FLANGE | 4 | 6061.Z6 | VALVE KIT (KIT 252) | 1 |
| 1202.57 | BASE PLATE | 2 | 6061.Z7 | BRASS RING KIT (KIT 253) | 1 |
| 1205.21 | CERAMIC PLUNGER D55 | 6 | 6062.C6 | PLUNGER KIT (KIT 623) | 1 |
| 1208.49 | PLATE | 2 | | | |
| 1219.15 | SHAFT PROTECTOR | 1 | | | |
| 1221.63 | PRESSURE RING D55 ^C | 6 | | | |
| 1401.05 | RIVET 3.5X8 | 6 | | | |
| 1411.08 | WASHER | 48 | | | |

^A Parts in 6061.Z5 (Kit 251).
^B Parts in 6061.Z6 (Kit 252).
^C Parts in 6061.Z7 (Kit 253).
^D Parts in 6062.C6 (Kit 623).

*Dimensional Drawings are
Shown in Millimeters.
To Convert to Inches,
Multiply Dimension x 0.03937*

VX6 SERIES PUMPS - 35mm Solid x 1-3/8" 6-Spline Male PTO Thru Shaft



TORQUE SPECS

| Ref. | Description | Ft./lb. | Nm | Loctite® |
|------|----------------------|---------|-----|----------|
| 1 | Head Bolts | 103 | 140 | - |
| 2 | Valve Caps | - | - | - |
| 3 | Inlet Cap | 147 | 200 | - |
| 4 | Outlet Cap | 133 | 180 | 243 |
| 5 | Bearing Flange Bolts | 30 | 57 | - |
| 6 | Rear Cover Bolts | 8 | 11 | - |
| 7 | Connecting Rod Bolts | 19 | 25 | 243 |
| 8 | Plunger Bolts | 30 | 40 | 243 |
| 9 | Valve Cover Bolts | 66 | 90 | - |
| 10 | Oil Drain Plug | 8 | 11 | - |

