




Tool Coolant Pump

TC SERIES

Solid Shaft Models

24mm Keyed Solid Shaft

1750 RPM



- Brass Manifolds
- Industrial Quality Tapered Roller Bearings
- PTFE Packings
- Solid Ceramic Plungers
- Stainless Steel Check Valves
- Heated Treated Crank Shafts
- Stainless Steel Piston Guides
- Replaceable PTFE Body Guides

TC Series 24mm Keyed Solid Shaft Plunger Pumps

TC Series Tool Coolant plunger pumps are designed to withstand the wear and tear of the tool coolant industry. Pumps feature PTFE seals for increased durability in harsh conditions.

	Model	Flow		Pressure		Plunger Dia.	Crankshaft		Power	Seal Kit	Valve Kit	Wt.
		GPM	l/min	PSI	bar		Stroke	Code				
1750 RPM	TC 7.0/22 S	7.0	27	2200	150	22mm	17.0mm	X	11.0 EBHP	6061.D1	6061.03	35 lbs
	TC 8.0/22 S	8.0	30	2200	150	25mm	15.0mm	V	12.0 EBHP	6061.D1	6061.03	35 lbs
	TC 38/17 S	10.0	38	2500	170	28mm	15.0mm	V	17.5 EBHP	6061.C5	6061.03	35 lbs
	TC 44/15 S	11.5	44	2200	150	28mm	17.0mm	X	17.5 EBHP	6061.C2	6061.03	35 lbs

NOTE: All pump models available with left-hand drive option. Add 'L' to model number when ordering (ex. TC 44/15 SL)



6180 140th Avenue NW
Ramsey, MN 55303

Ph: 651-785-0666
Fax: 800-732-2670

www.udorusa.com
www.boominator.com
info@udorusa.com

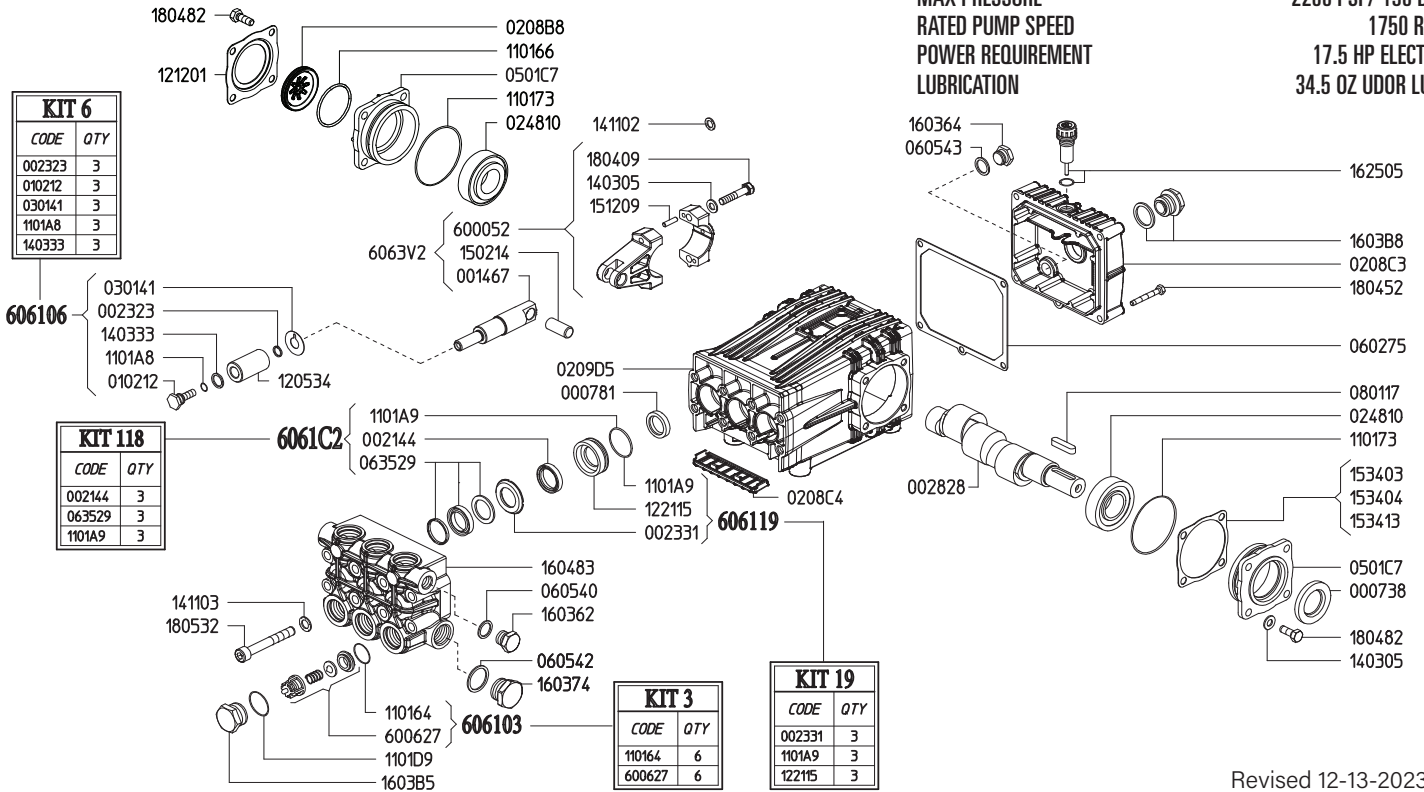


Scan this QR Code
for More Information

TC-S
2024A

MAX FLOW
MAX PRESSURE
RATED PUMP SPEED
POWER REQUIREMENT
LUBRICATION

11.5 GPM / 44 L/MIN
2200 PSI / 150 BAR
1750 RPM
17.5 HP ELECTRIC
34.5 OZ UDOR LUBE



Revised 12-13-2023

Part #	Description	Qty	Part #	Description	Qty
0007.38	OIL SEAL D30	1	1403.05	WASHER D8.4	10
0007.81	OIL SEAL D20	3	1403.33	WASHER D13.4 ^B	3
0014.67	PLUNGER GUIDE D22/25/28	3	1411.02	SERATED WASHER D8	6
0021.44	LOW PRESSURE SEAL PTFE D28 ^C	3	1411.03	SERATED WASHER D10	8
0023.23	RING D10.4 ^B	3	1502.14	PIN D14X32	3
0023.31	UPPER RING D28 ^D	3	1512.09	PLUG D5X20 UNI1707	6
0028.28	MALE SHAFT D24	1	1534.03	SHIM 0.1MM	-
0102.12	PLUNGER BOLT ^B	3	1534.04	SHIM 0.2MM	-
0208.B8	OIL SIGHT GLASS	1	1534.13	SHIM 0.05MM	-
0208.C3	BACK COVER	1	1603.62	PLUG G31/2	1
0208.C4	COVER	1	1603.64	PLUG G3/8	1
0209.D5	CRANKCASE	1	1603.74	PLUG G3/4	1
0248.10	ROLLER BEARING D30	2	1603.B5	VALVE PLUG "CK" PISTON D28	6
0301.41	DISC ^B	3	1603.B8	OIL PLUG G3/4 + GASKET	1
0501.C7	BEARING HOLLOW FLANGE	2	1604.83	HEAD "CK" D28	1
0602.75	BACK COVER GASKET	1	1625.05	OIL PLUG G3/8	1
0605.40	GASKET D21.5	1	1804.09	HEX BOLT M8X40	6
0605.42	GASKET D27	1	1804.52	HEX BOLT M6X45	1
0605.43	GASKET D17	1	1804.82	HEX BOLT M8X22	8
0635.29	HIGH PRESS. SEAL KIT D28 ^C	3	1805.32	ALLEN BOLT M10X75	8
0801.17	KEY A8X7X35 UNI6604	1	6000.52	ROD ASSEMBLY	3
1101.64	O-RING D20.24 (RIF.3081) 90SHORE ^A	6	6006.27	VALVE ASSY W/O O-RING ^A	6
1101.66	O-RING - OIL SIGHT GLASS	1	6061.03	KIT 3 VALVE KIT	1
1101.73	O-RING D67.95 (RIF.3268)	2	6061.06	KIT 6 PLUNGER KIT	1
1101.A8	O-RING D9.25 (RIF.2037) ^B	3	6061.19	KIT 19 BRASS RING KIT D28 "C/CK"	1
1101.A9	O-RING D33.77 (RIF.3150) ^{C D}	3	6061.C2	KIT 118 WATER SEAL KIT PTFE D28	1
1101.D9	O-RING D21.89 (RIF.3087) 90SHORE	6			
1205.34	CERAMIC PLUNGER D28	3			
1212.01	RETAINER - OIL SIGHT GLASS	1			
1221.15	PRESS. RING D28 ^D	3			

^A Parts in 6061.03 (Kit 3).

^B Parts in 6061.06 (Kit 6).

^C Parts in 6061.C2 (Kit 118).

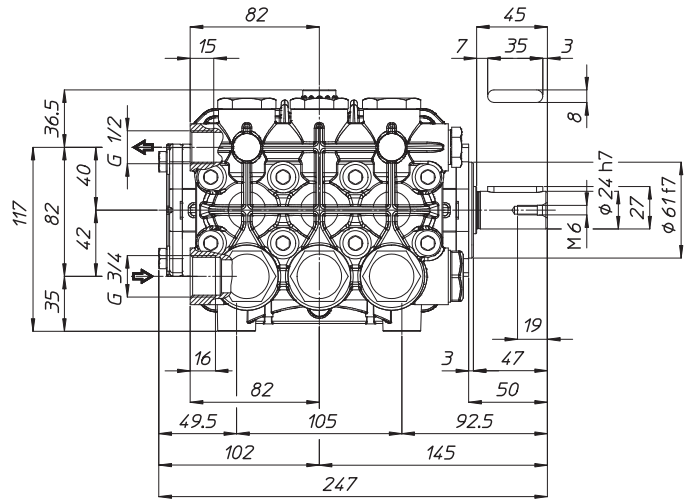
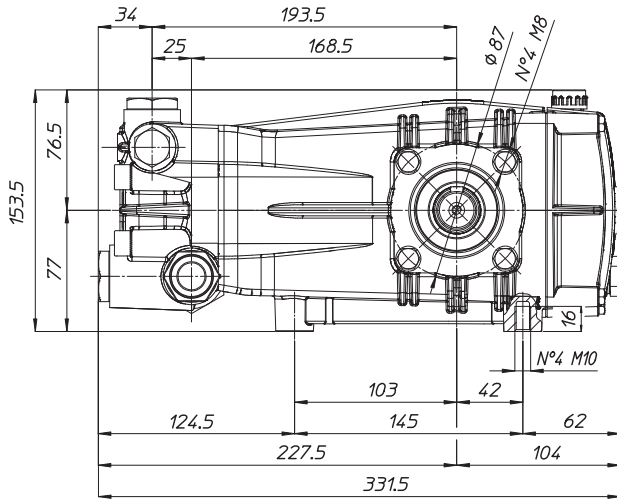
^D Parts in 6061.19 (Kit 19).

WEIGHT
LUBRICATION

36 LBS
34.5 OZ UDOR LUBE

*Dimensional Drawings are
Shown in Millimeters.
To Convert to Inches,
Multiply Dimension x 0.03937*

TC SERIES PUMPS 9 GPM & OVER



TORQUE SPECS

Ref.	Description	Ft./lb.	Nm	Loctite®
1	Head Bolts	37	50	-
2	Valve Caps	103	140	243
3	Inlet Cap	103	140	-
4	Outlet Cap	103	140	243
5	Bearing Flange Bolts	19	25	-
6	Rear Cover Bolts	8	11	-
7	Connecting Rod Bolts	19	25	270
8	Plunger Bolts	15	20	270
9	Valve Cover Bolts	-	-	-
10	Oil Drain Plug	8	11	-

