




HIGH TEMP PUMPS

UDOR
USA




Scan this QR Code
for more information

- Nickel Plated Brass Manifold
- Heat Treated Crankshaft
- Solid Ceramic Plungers
- Stainless Steel Valve Caps
- Stainless Steel Piston Guides and Check Valves
- Industrial Quality Ball Bearings and Needle Bearings
- High Temperature Seals for Hot Water Applications
- 11.5 oz. Capacity Vented Oil Bath Crank Case
- 1/2" BSP-F Inlet. 3/8" BSP-F Outlet
- Max Fluid Temp, 185°F

PKWT Series 24mm Keyed Solid Shaft

	Model	Flow		Pressure		Plunger Dia.	Crankshaft		Power	Seal Kit	Valve Kit	Wt.
		GPM	l/min	PSI	bar		Stroke	Code				
1450 RPM	PKWTC 11/15 S	2.9	11.0	2175	150	18mm	10.5mm	O	4.2 EBHP	6061.B1	6061.D7	13.5 lbs
	PKWTC 13/15 S	3.4	13.0	2175	150	18mm	12.5mm	S	5.0 EBHP	6061.B1	6061.D7	13.5 lbs
Rail Kit	8702.10	Standard 7/8" Rail Kit for P Series Solid Shaft Pumps										

NOTE: All pump models available with left-hand drive option. Add 'L' to model number when ordering (ex. PKWTC 13/17 SL)




Scan this QR Code
for more information

- Nickel Plated Brass Manifold
- Stainless Steel Valve Caps
- Heat Treated Crankshaft
- Stainless Steel Piston Guides and Check Valves
- High Temperature Seals for Hot Water Applications
- Industrial Quality Tapered Roller Bearings
- Solid Ceramic Plungers
- Replaceable PTFE Coated Body Guides
- 15.4 oz. Capacity Vented Oil Bath Crank Case
- 1/2" BSP-F Inlet. 3/8" BSP-F Outlet
- Max Fluid Temp, 185°F

BWT Series 24mm Keyed Solid Shaft

	Model	Flow		Pressure		Plunger Dia.	Crankshaft		Power	Seal Kit	Valve Kit	Wt.
		GPM	l/min	PSI	bar		Stroke	Code				
1450 RPM	BWTC 15/20 S	4.0	15.0	2900	200	18mm	14.5mm	I	7.7 EBHP	6061.28	6930.01	20 lbs
	BWTC 18/20 S	4.9	18.5	2900	200	18mm	18.0mm	9	9.5 EBHP	6061.28	6930.01	20 lbs
	BWTC 21/20 S	5.5	21.0	2900	200	18mm	19.0mm	Y	10.8 EBHP	6061.28	6930.01	20 lbs
Rail Kit	8702.10	Standard 7/8" Rail Kit for B Series Solid Shaft Pumps										

NOTE: All pump models available with left-hand drive option. Add 'L' to model number when ordering (ex. BWTC 21/20 SL)



Scan this QR Code
for more information

- Solid Ceramic Plungers
- Stainless Steel Check Valves
- Heavy Duty Plated Brass Manifold with External and Internal Bracing
- High Temperature Seals for Hot Water Applications
- Large Diameter Stainless Steel Valve Caps with Increased Thread Depth
- Reinforcing Ring on Inlet and Discharge Ports
- Deeper Back Cover for Increased Oil Capacity
- 35 oz. Capacity Vented Oil Bath Crank Case
- 3/4" BSP-F Inlet. 3/8" BSP-F Outlet: 5.5 - 8.5 GPM
- 3/4" BSP-F Inlet. 1/2" BSP-F Outlet: 9.0 GPM & Above
- Max Fluid Temp, 185°F

CWT Series 24mm Keyed Solid Shaft

	Model	Flow		Pressure		Plunger Dia.	Crankshaft		Power	Seal Kit	Valve Kit	Wt.
		GPM	l/min	PSI	bar		Stroke	Code				
1450 RPM	CWTC 27/20 S	7.1	27.0	2900	200	22mm	17.0mm	X	13.8 EBHP	6061.N9	6061.03	35 lbs
	CWTC 30/20 S	7.9	30.0	2900	200	25mm	15.0mm	V	15.4 EBHP	6061.N9	6061.03	35 lbs
	CWTC 34/20 S	9.0	34.0	2900	200	25mm	17.0mm	X	17.4 EBHP	6061.N9	6061.03	35 lbs
	CWTC 42/17 S	11.6	44.0	2465	170	28mm	17.0mm	X	19.2 EBHP	6061.P2	6061.03	35 lbs
	CWTC 50/15 S	13.2	50.0	2175	150	28mm	19.0mm	Y	19.2 EBHP	6061.P2	6061.03	39 lbs
	CWTC 70/15 S	18.5	70.0	2175	150	30mm	24.0mm	2	36.9 EBHP	6061.P2	6072.26	39 lbs
Rail Kit	8702.08	Standard 7/8" Rail Kit for C Series Solid Shaft Pumps										
	8702.07	Medium 1-3/4" Rail Kit for C Series Solid Shaft Pumps										
	8702.25	Tall 2-1/2" Rail Kit for C Series Solid Shaft Pumps										

NOTE: All pump models available with left-hand drive option. Add 'L' to model number when ordering (ex. CWTC 42/17 SL)