

- Stainless Steel Block Manifold
- Solid Ceramic Plungers
- Stainless Steel Plunger Guides and Check Valves
- Bronze Connecting Rods
- Heavy Duty Flat Base High Pressure Seals
- 57.6 oz. Capacity Vented Oil Bath Crank Case
- Max Fluid Temp, 160°F

### NHD Series 30mm Solid Shaft Plunger Pumps

NHD Series industrial duty plunger pumps include a wide range of models with flow rates from 7.0 to 8.4 GPM and pressures up to 7250 PSI.

Pumps are available with a 30mm solid, keyed shaft

Applications include general pressure cleaning,, construction and mining

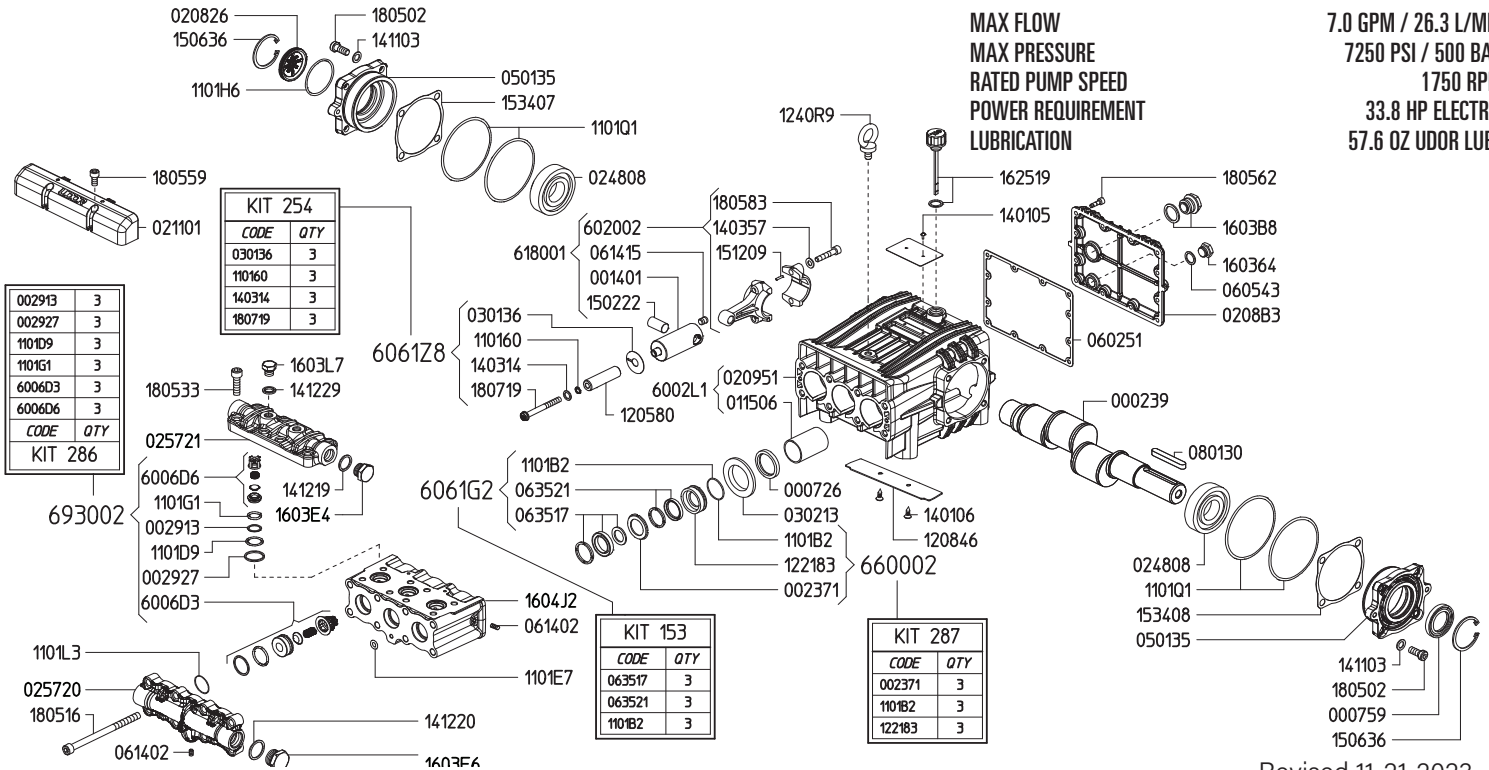
	Model	Flow		Pressure		Plunger Dia.	Crankshaft		Power	Seal Kit	Valve Kit	Wt.
		GPM	l/min	PSI	bar		Stroke	Code				
1750 RPM	NHD 7.0/75 R	7.0	26.3	7250	500	25mm	22.0mm	3	33.8 EBHP	6061.G2	6930.02	67 lbs
	NHD 8.0/75 R	8.4	32.0	7250	500	25mm	27.0mm	B	41.0 EBHP	6061.G2	6930.02	67 lbs
Rail Kit	8702.36	Tall (2-1/2") Heavy Duty Rail Kit for NK Series Solid Shaft Pumps										

*NOTE: All pump models available with left-hand drive option. Substitute 'L' for 'R' in model number when ordering (ex. NHC 25/500 L)*



MAX FLOW  
MAX PRESSURE  
RATED PUMP SPEED  
POWER REQUIREMENT  
LUBRICATION

7.0 GPM / 26.3 L/MIN  
7250 PSI / 500 BAR  
1750 RPM  
33.8 HP ELECTRIC  
57.6 OZ UDOR LUBE



Revised 11-21-2023

Part #	Description	Qty	Part #	Description	Qty
0002.39	CRANKSHAFT 30MM	1	1403.14	WASHER - PLUNGER BOLT <sup>B</sup>	3
0007.26	OIL SEAL D35	3	1403.57	WASHER M8	6
0007.59	OIL SEAL D35X55X7	1	1411.03	WASHER	8
0014.01	PLUNGER GUIDE	3	1412.19	BONDED WASHER	1
0023.71	UPPER RING D18 <sup>C</sup>	3	1412.20	BONDED WASHER D27.05 (G3/4")	1
0029.13	RING, VALVE <sup>D</sup>	3	1412.29	BONDED WASHER	2
0029.27	RING D27 <sup>D</sup>	3	1502.22	PIN	3
0115.06	BUSHING D35	3	1506.36	SNAP RING	2
0208.26	OIL SIGHT GLASS	1	1512.09	PIN	3
0208.B3	BACK COVER	1	1534.07	GASKET - BEARING FLANGE	1
0209.51	CRANKCASE	1	1534.08	SPACER / GASKET	1
0211.01	COVER	1	1603.64	PLUG 3/8"	1
0248.08	BALL BEARING	2	1603.B8	OIL SIGHT GLASS W/GASKET	1
0257.20	INLET VALVE COVER	1	1603.E4	PLUG	1
0257.21	DISCHARGE VALVE COVER	1	1603.E6	PLUG G3/4"	1
0301.36	SLINGER RING <sup>B</sup>	3	1603.L7	PLUG	2
0302.13	SPACER	3	1604.J2	HEAD	1
0501.35	BEARING FLANGE	2	1625.19	OIL CAP W/GASKET	1
0602.51	GASKET - PUMP BODY	1	1805.02	ALLEN BOLT M10X25	8
0605.43	GASKET - D17	1	1805.16	ALLEN BOLT M10X150	8
0614.02	SET SCREW	3	1805.33	ALLEN BOLT M10X35	8
0614.15	SET SCREW	3	1805.59	ALLEN BOLT M4X10	2
0635.17	HIGH PRESS. SEAL KIT D18 <sup>A</sup>	3	1805.62	ALLEN BOLT M6X20	12
0635.21	LOW PRESS. SEAL KIT D18 <sup>A</sup>	3	1805.83	ALLEN BOLT M8X40	6
0801.30	KEY	1	1807.19	PLUNGER BOLT <sup>B</sup>	3
1101.60	O-RING - PLUNGER BOLT <sup>B</sup>	3	6002.L1	PUMP BODY ASSEMBLY	1
1101.B2	O-RING <sup>A,C</sup>	3	6006.D3	VALVE ASSEMBLY W/O O-RING, INLET <sup>D</sup>	3
1101.D9	O-RING - VALVE <sup>D</sup>	3	6006.D6	VALVE ASSEMBLY W/O O-RING, OUTLET <sup>D</sup>	3
1101.E7	O-RING	1	6020.02	CONNECTING ROD	3
1101.G1	O-RING - VALVE <sup>D</sup>	3	6180.01	CONNECTING ROD ASS'Y COMPLETE	3
1101.H6	O-RING, OIL SIGHT GLASS	1	6061.G2	WATER SEAL KIT (KIT 153)	1
1101.L3	O-RING	3	6061.Z8	PLUNGER BOLT KIT (KIT 254)	1
1101.Q1	O-RING, BEARING FLANGE	4	6600.02	BRASS RING KIT (KIT 287)	1
1205.80	CERAMIC PLUNGER D25	3	6930.02	VALVE KIT(KIT 286)	1
1208.46	PLATE	1			
1221.83	PRESSURE RING D18 <sup>C</sup>	3			
1240.R9	LIFTING HOOK M10	1			
1401.05	RIVET 3.5X8	2			
1401.06	RIVET D4X10	2			

<sup>A</sup> Parts in 6061G2 (Kit 153).

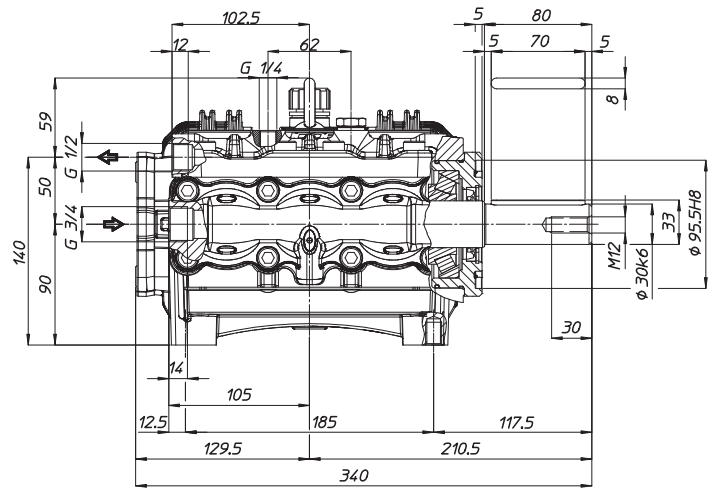
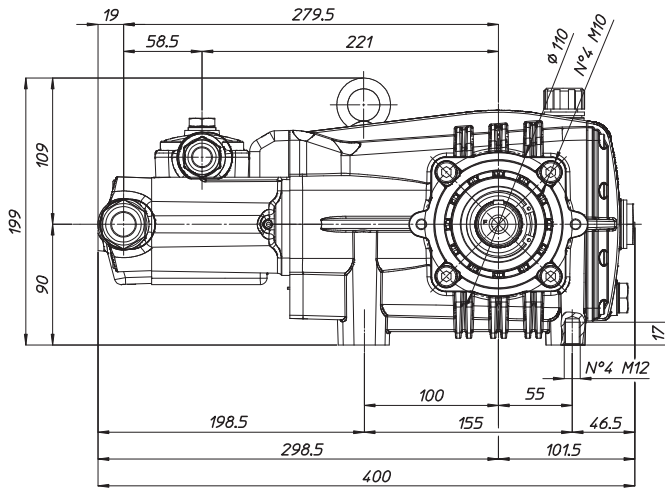
<sup>B</sup> Parts in 6061Z8 (Kit 254).

<sup>C</sup> Parts in 6600.02 (Kit 287).

<sup>D</sup> Parts in 6930.02 (Kit 286).

*Dimensional Drawings are  
Shown in Millimeters.  
To Convert to Inches,  
Multiply Dimension x 0.03937*

## NH 500 SERIES PUMPS



## TORQUE SPECS

Ref.	Description	Ft./lb.	Nm	Loctite®
1	Head Bolts	37	50	-
2	Valve Caps	88	120	243
3	Inlet Cap	133	180	-
4	Outlet Cap	88	120	243
5	Bearing Flange Bolts	37	50	-
6	Rear Cover Bolts	8	11	-
7	Connecting Rod Bolts	19	25	243
8	Plunger Bolts	22	30	270
9	Valve Cover Bolts	-	-	-
10	Oil Drain Plug	8	11	-

