




# GAMMA-IL 83 SERIES

## 1-3/8" 6 Spline PTO Thru Shaft

Multiple Drive Options Available  
600 RPM



- Heavy Duty Brass Manifold
- Solid Ceramic Plungers
- Stainless Steel Plunger Guides and Check Valves
- Bronze Connecting Rods
- 1-1/4" Hose Barb Inlet
- (2) 3/4" BSP-F Outlet
- 128 oz. Capacity Vented Oil Bath Crank Case
- Max Fluid Temp, 160°F

TS 1C  
1-3/8" PTO x  
35mm Keyed



TS 2C  
1-3/8" PTO x  
1-3/8" PTO



### GAMMA-IL 83 Series Plunger Pumps

GAMMA-IL 83 Series industrial duty plunger pumps are rated at 22.2 GPM and pressures up to 1450 PSI.

Pumps are available with a 1-3/8" male PTO through shaft with the option of a 2nd 1-3/8" male PTO shaft or a 35mm solid, keyed shaft.

Applications include fire fighting,, construction, and vehicle wash systems.

	Model	Flow		Pressure		Plunger Dia.	Crankshaft		Power	Seal Kit	Valve Kit	Wt.
		GPM	l/min	PSI	bar		Stroke	Code				
600 RPM	GAMMA-IL 83 TS 1C	22.2	84.0	1450	100	50mm	24.0mm	N	6062.50	6062.49	118 lbs	115 lbs
	GAMMA-IL 83 TS 2C	22.2	84.0	1450	100	50mm	24.0mm	N	6062.50	6062.49	118 lbs	115 lbs



6180 140th Avenue NW  
Ramsey, MN 55303

Ph: 651-785-0666  
Fax: 800-732-2670

www.udorusa.com  
www.boominator.com  
info@udorusa.com

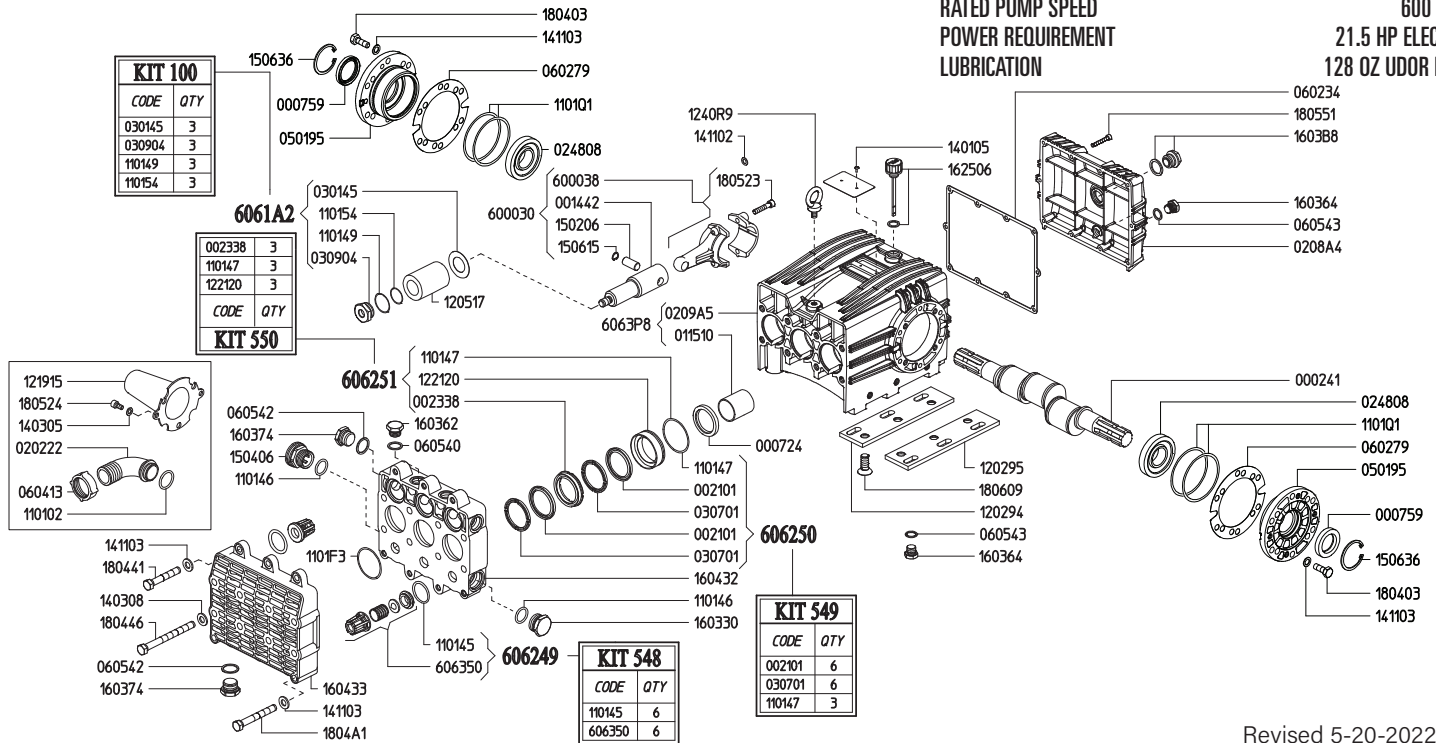


Scan this QR Code  
for More Information

GIL83TS  
2024A

MAX FLOW  
MAX PRESSURE  
RATED PUMP SPEED  
POWER REQUIREMENT  
LUBRICATION

22.2 GPM / 84.0 L/MIN  
1450 PSI / 100 BAR  
600 RPM  
21.5 HP ELECTRIC  
128 OZ UDOR LUBE



Revised 5-20-2022

Part #	Description	Qty
0002.41	SHAFT TS2C	1
0007.24	OIL SEAL D40	3
0007.59	OIL SEAL D35	2
0014.42	PLUNGER GUIDE	3
0021.01	PISTON SEAL RING D50 <sup>C</sup>	6
0023.38	UPPER RING D50 <sup>D</sup>	3
0115.10	BUSHING D40	3
0202.22	HOSE BARB D36	1
0208.A4	BACK COVER	1
0209.A5	CRANKCASE	1
0248.08	ROLLER BEARING D35	2
0301.45	DISC <sup>A</sup>	3
0307.01	SPACER RING D50 <sup>B</sup>	6
0309.04	NUT D50 <sup>A</sup>	3
0501.95	BEARING FLANGE	2
0602.34	BACK COVER GASKET	1
0602.79	FLANGE GASKET	2
0604.13	BRASS NUT M46X2	1
0605.40	GASKET D21.5	2
0605.42	GASKET D27	3
0605.43	GASKET D17	2
1101.02	O-RING - INLET HOSE BARB	1
1101.45	O-RING - VALVE <sup>B</sup>	6
1101.46	O-RING - INLET PORT	2
1101.47	O-RING - PRESSURE RING <sup>C,D</sup>	3
1101.49	O-RING - PLUNGER BOLT, OUTER <sup>A</sup>	3
1101.54	O-RING - PLUNGER BOLT, INNER <sup>A</sup>	3
1101.F3	O-RING - SPLIT MANIFOLD	3
1101.Q1	O-RING - BEARING FLANGE	4
1202.94	LEFT BASE PLATE	1
1202.95	RIGHT BASE PLATE	1
1205.17	CERAMIC PLUNGER D50	3
1219.15	PTO DRIVE SHAFT GUARD "UNIVERSAL"	1
1221.20	PRESSURE RING D50 <sup>D</sup>	3
1240.R9	LIFTING HOOK M10	1
1401.05	RIVET 3.5X8	2

Part #	Description	Qty
1403.05	WASHER D8.4	2
1403.08	WASHER D13	8
1411.02	SERATED WASHER D8	6
1411.03	SERATED WASHER D10	15
1502.06	PIN D15X32.3	3
1504.06	BRASS INLET CONNECTOR	1
1506.15	SNAP RING D15	3
1506.36	SNAP RING D55	2
1603.30	PLUG G1"	1
1603.62	PLUG G1/2	2
1603.64	PLUG G3/8	2
1603.74	PLUG G3/4	3
1603.B8	OIL PLUG G3/4 + GASKET	1
1604.32	MIDDLE HEAD	1
1604.33	FRONT HEAD	1
1625.06	OIL PLUG G1/2	1
1804.03	HEX BOLT M10X30	8
1804.41	HEX BOLT M10X35	5
1804.46	HEX BOLT M12X130	8
1804.A1	HEX BOLT M10X70	2
1805.23	ALLEN BOLT M8X40	6
1805.24	ALLEN BOLT M8X16	2
1805.51	ALLEN BOLT M6X40	10
1806.09	SCREW M14X35	6
6000.38	ROD ASSEMBLY	3
6063.50	VALVE ASSEMBLY W/O O-RING <sup>B</sup>	6
6063.P8	CRANKCASE ASSEMBLY	1
6061.A2	PLUNGER KIT (KIT 100)	1
6062.49	IN/OUTLET VALVE KIT (KIT 548)	1
6062.50	WATER SEAL KIT (KIT 549)	1
6062.51	BRASS RING KIT (KIT 550)	1

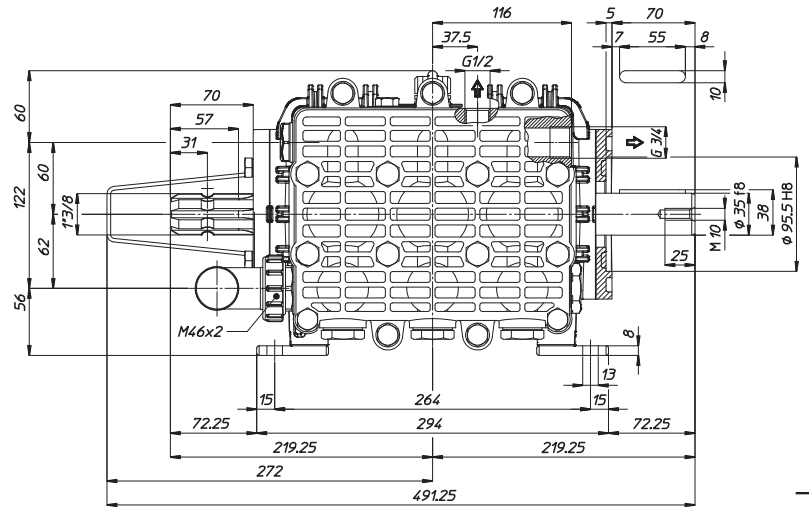
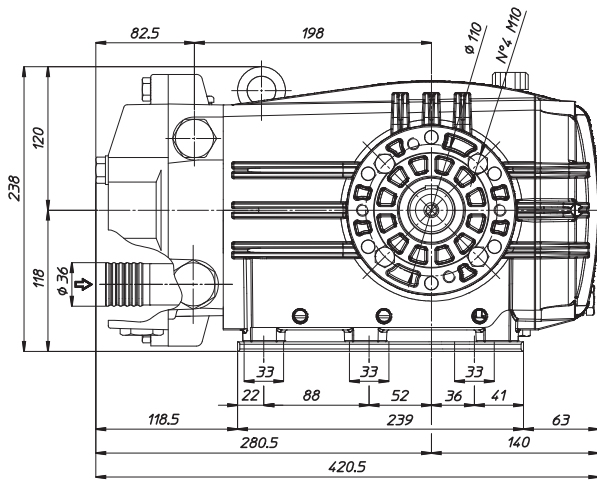
<sup>A</sup> Parts in 6061.A2 (Kit 100).  
<sup>B</sup> Parts in 6062.49 (Kit 548).  
<sup>C</sup> Parts in 6062.50 (Kit 549).  
<sup>D</sup> Parts in 6062.51 (Kit 550).



# GAMMA-IL 83/103 DIMENSIONS

WEIGHT ..... 118 LBS  
 LUBRICATION ..... 128 OZ UDOR LUBE  
 SHAFT OPTIONS  
 TS1C ... 1-3/8" 6-Spline Male PTO x 35mm Solid Keyed Thru-Shaft  
 TS2C ..... 1-3/8" 6-Spline Male PTO Thru-Shaft

*Dimensional Drawings are  
 Shown in Millimeters.  
 To Convert to Inches,  
 Multiply Dimension x 0.03937*



## TORQUE SPECS

Ref.	Description	Ft./lb.	Nm	Loctite®
1	Head Bolts	66	90	-
2	Valve Caps	-	-	-
3	Inlet Cap	133	180	-
4	Outlet Cap	103	140	243
5	Bearing Flange Bolts	37	50	-
6	Rear Cover Bolts	8	11	-
7	Connecting Rod Bolts	19	25	243
8	Plunger Bolts	48	65	243
9	Valve Cover Bolts	-	-	-
10	Oil Drain Plug	8	11	-

