



# GAMMA 125 SERIES

## 1-3/8" 6 Spline PTO Thru Shaft

Multiple Drive Options Available  
600 RPM



- Anodized Aluminum Crankcase
- High Strength Aluminum Connecting Rods
- Solid Ceramic Plungers
- Stainless Steel Check Valves
- 1-1/2" Hose Barb Inlet.
- (2) 3/4" BSP-F Outlet
- 128 oz. Capacity Vented Oil Bath Crank Case
- Max Fluid Temp, 160°F

TS 1C  
1-3/8" PTO x  
35mm Keyed



TS 2C  
1-3/8" PTO x  
1-3/8" PTO



### GAMMA 125 Series Plunger Pumps

GAMMA 125 Series industrial duty plunger pumps are rated at 35.1 GPM and pressures up to 870 PSI.

Pumps are available with a 1-3/8" male PTO through shaft with the option of a 2nd 1-3/8" male PTO shaft or a 35mm solid, keyed shaft.

Applications include fire fighting,, construction, de-icing and orchard spraying.

|         | Model           | Flow |       | Pressure |     | Plunger Dia. | Crankshaft |      | Power   | Seal Kit | Valve Kit | Wt.    |
|---------|-----------------|------|-------|----------|-----|--------------|------------|------|---------|----------|-----------|--------|
|         |                 | GPM  | l/min | PSI      | bar |              | Stroke     | Code |         |          |           |        |
| 600 RPM | GAMMA 125 TS 1C | 35.1 | 133.0 | 870      | 60  | 50mm         | 38.0mm     | V    | 21 EBHP | 6062.50  | 6062.49   | 83 lbs |
|         | GAMMA 125 TS 2C | 35.1 | 133.0 | 870      | 60  | 50mm         | 38.0mm     | V    | 21 EBHP | 6062.50  | 6062.49   | 83 lbs |



6180 140th Avenue NW  
Ramsey, MN 55303

Ph: 651-785-0666  
Fax: 800-732-2670

www.udorusa.com  
www.boominator.com  
info@udorusa.com

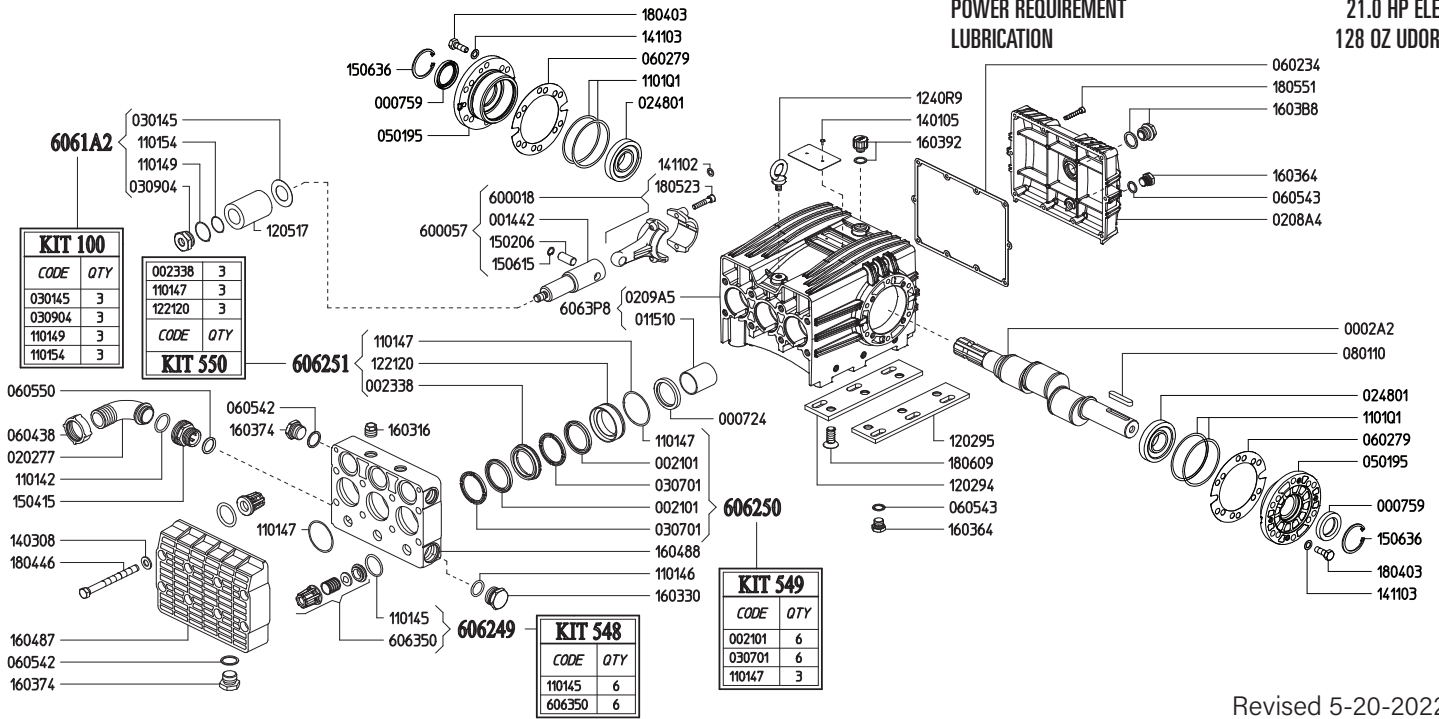


Scan this QR Code  
for More Information

G125TS  
2024A

MAX FLOW  
MAX PRESSURE  
RATED PUMP SPEED  
POWER REQUIREMENT  
LUBRICATION

35.1 GPM / 133.0 L/MIN  
870 PSI / 60 BAR  
600 RPM  
21.0 HP ELECTRIC  
128 OZ UDOR LUBE



Revised 5-20-2022

| Part #  | Description                              | Qty |
|---------|--|-----|
| 0002.A2 | SHAFT TS1C                               | 1   |
| 0007.24 | OIL SEAL D40                             | 3   |
| 0007.59 | OIL SEAL D35                             | 2   |
| 0014.42 | PLUNGER GUIDE                            | 3   |
| 0021.01 | PISTON SEAL RING D50 <sup>C</sup>        | 6   |
| 0023.38 | UPPER RING D50 <sup>D</sup>              | 3   |
| 0115.10 | BUSHING D40                              | 3   |
| 0202.22 | HOSE BARB D36                            | 1   |
| 0208.A4 | BACK COVER                               | 1   |
| 0209.A5 | CRANKCASE                                | 1   |
| 0248.01 | ROLLER BEARING D35                       | 2   |
| 0301.45 | DISC <sup>A</sup>                        | 3   |
| 0307.01 | SPACER RING D50 <sup>B</sup>             | 6   |
| 0309.04 | NUT D50 <sup>A</sup>                     | 3   |
| 0501.95 | BEARING FLANGE                           | 2   |
| 0602.34 | BACK COVER GASKET                        | 1   |
| 0602.79 | FLANGE GASKET                            | 2   |
| 0604.13 | BRASS NUT M46X2                          | 1   |
| 0605.42 | GASKET D27                               | 3   |
| 0605.43 | GASKET D17                               | 2   |
| 0605.50 | GASKET D33                               | 1   |
| 0801.10 | KEY A10X8X55                             | 1   |
| 1101.42 | O-RING D32 (RIF.3832)                    | 1   |
| 1101.45 | O-RING - VALVE <sup>B</sup>              | 6   |
| 1101.46 | O-RING - INLET PORT                      | 1   |
| 1101.47 | O-RING - SPLIT MANIFOLD                  | 3   |
| 1101.47 | O-RING - PRESSURE RING <sup>C,D</sup>    | 3   |
| 1101.49 | O-RING - PLUNGER BOLT OUTER <sup>A</sup> | 3   |
| 1101.54 | O-RING - PLUNGER BOLT INNER <sup>A</sup> | 3   |
| 1101.Q1 | O-RING - BEARING FLANGE                  | 4   |
| 1202.94 | LEFT BASE PLATE                          | 1   |
| 1202.95 | RIGHT BASE PLATE                         | 1   |
| 1205.17 | CERAMIC PLUNGER D50                      | 3   |

| Part #  | Description                           | Qty |
|---------|---------------------------------------|-----|
| 1221.20 | PRESSURE RING D50 <sup>D</sup>        | 3   |
| 1240.R9 | LIFTING HOOK M10                      | 1   |
| 1401.05 | RIVET UNI7346-3,5X8                   | 2   |
| 1403.08 | WASHER D13                            | 8   |
| 1411.02 | SERATED WASHER D8                     | 6   |
| 1411.03 | SERATED WASHER D10                    | 8   |
| 1502.06 | PIN D15X32.3                          | 3   |
| 1504.15 | BRASS INLET CONNECTOR                 | 1   |
| 1506.15 | SNAP RING D15                         | 3   |
| 1506.36 | SNAP RING D55                         | 2   |
| 1603.16 | PLUG G1/2                             | 2   |
| 1603.30 | PLUG G1"                              | 1   |
| 1603.64 | PLUG G3/8                             | 2   |
| 1603.74 | PLUG G3/4                             | 3   |
| 1603.92 | OIL PLUG G1/2                         | 1   |
| 1603.B8 | OIL PLUG G3/4 + GASKET                | 1   |
| 1604.87 | FRONT HEAD                            | 1   |
| 1604.88 | MIDDLE HEAD                           | 1   |
| 1804.03 | HEX BOLT M10X30                       | 8   |
| 1804.46 | HEX BOLT M12X130                      | 8   |
| 1805.23 | ALLEN BOLT M8X40                      | 6   |
| 1805.51 | ALLEN BOLT M6X40                      | 10  |
| 1806.09 | SCREW M14X35                          | 6   |
| 6000.18 | ROD ASSEMBLY                          | 3   |
| 6063.50 | VALVE ASSEMBLYW/O O-RING <sup>B</sup> | 6   |
| 6063.P8 | CRANKCASE ASSEMBLY                    | 1   |
| 6061.A2 | PLUNGER KIT (KIT 100)                 | 1   |
| 6062.49 | IN/OUTLET VALVE KIT (KIT 548)         | 1   |
| 6062.50 | WATER SEAL KIT (KIT 549)              | 1   |
| 6062.51 | BRASS RING KIT (KIT 550)              | 1   |

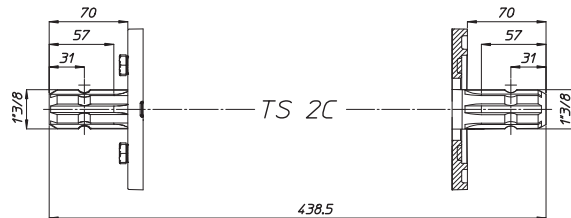
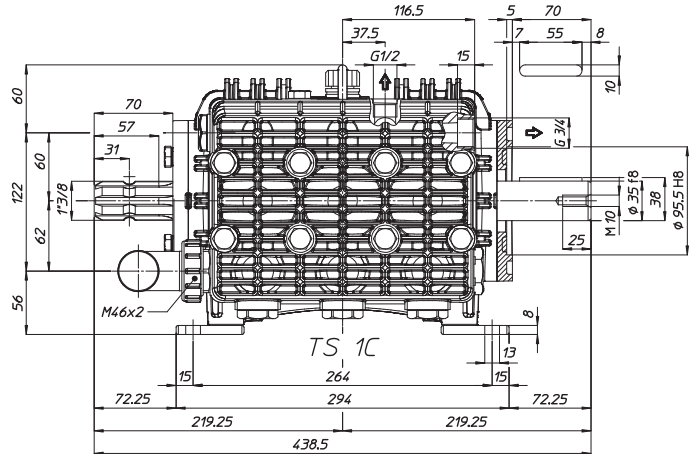
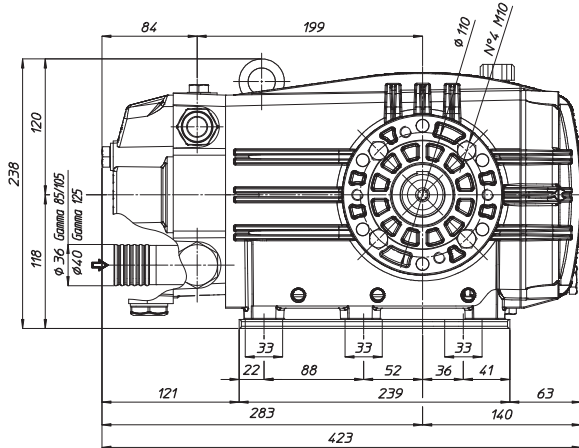
<sup>A</sup> Parts in 6061.A2 (Kit 100).  
<sup>B</sup> Parts in 6062.49 (Kit 548).  
<sup>C</sup> Parts in 6062.50 (Kit 549).  
<sup>D</sup> Parts in 6062.51 (Kit 550).



# GAMMA 85/105/125 DIMENSIONS

WEIGHT ..... 83 LBS  
 LUBRICATION ..... 128 OZ UDOR LUBE  
 SHAFT OPTIONS  
 TS1C ... 1-3/8" 6-Spline Male PTO x 35mm Solid Keyed Thru-Shaft  
 TS2C ..... 1-3/8" 6-Spline Male PTO Thru-Shaft

*Dimensional Drawings are  
 Shown in Millimeters.  
 To Convert to Inches,  
 Multiply Dimension x 0.03937*



## TORQUE SPECS

| Ref. | Description          | Ft./lb. | Nm  | Loctite® |
|------|----------------------|---------|-----|----------|
| 1    | Head Bolts           | 66      | 90  | -        |
| 2    | Valve Caps           | -       | -   | -        |
| 3    | Inlet Cap            | 133     | 180 | -        |
| 4    | Outlet Cap           | 103     | 140 | 243      |
| 5    | Bearing Flange Bolts | 37      | 50  | -        |
| 6    | Rear Cover Bolts     | 8       | 11  | -        |
| 7    | Connecting Rod Bolts | 19      | 25  | 243      |
| 8    | Plunger Bolts        | 48      | 65  | 243      |
| 9    | Valve Cover Bolts    | -       | -   | -        |
| 10   | Oil Drain Plug       | 8       | 11  | -        |

