


4-Cylinder, Medium-Pressure Diaphragm Pumps



DELTA 100 4-cylinder, medium pressure diaphragm pumps are internally manifolded with anodized aluminum construction and anodized aluminum and stainless steel liquid handling parts. Includes mounting rails and 6047.06 control unit with pressure gauge.

DELTA 100 pumps are excellent choices for various horticultural, agricultural, lawn care, nursery, pest control and turf spraying applications. They are also effectively used for aircraft de-icing, hydrostatic testing and cleaning applications.

Model	GPM	l/min	PSI	bar	RPM	Drive Configuration	Weight
DELTA 100 1C	26.0	104.0	560	40	550	1-3/8" 6-Spline Male PTO Shaft	51 LBS
DELTA 100 VA	26.0	104.0	560	40	550	Universal VA Drive Face. Mounting Rails	51 LBS
DELTA 100 VAGR1	26.0	104.0	560	40	550	Gear Reduction for 1" Shaft Gas Engine, 8-20 HP	51 LBS
DELTA 100 TS2C	26.0	104.0	560	40	550	1-3/8" 6-Spline Male PTO Thru-Shaft	72 LBS
DELTA 100 TSV A	26.0	104.0	560	40	550	Universal VA Drive Face x 1-3/8" 6-Spline Male PTO	51 LBS

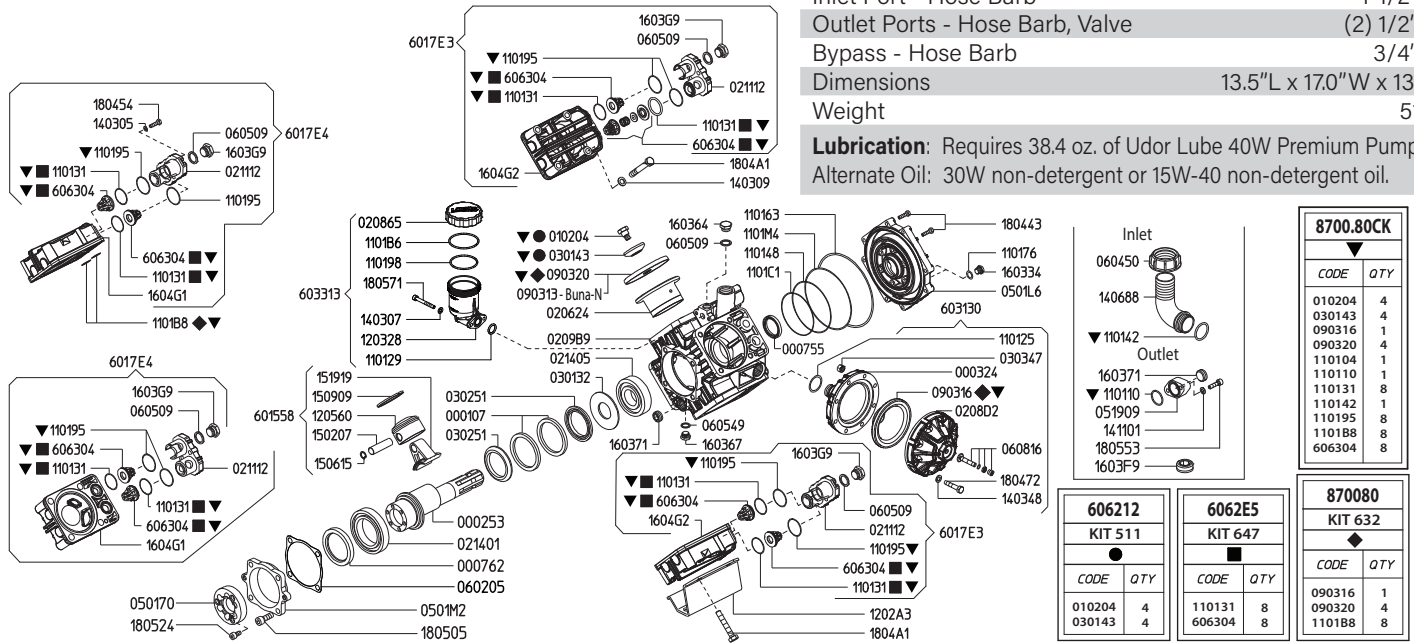
Specifications	DELTA 100	Description	Part #
Inlet Port	1-1/2" Hose Barb	Diaphragm Kit (GREENTECH)	8700.80
Outlet Ports	(2) 3/4" Hose Barb	Diaphragm Bolt / Washer Kit	6062.12
Bypass	1" Hose Barb	Valve Kit	6062.E5
Piston Diameter	60mm	Regulator Repair Kit	6062.53
Crankshaft Stroke/Code	170mm / G	Complete Repair Kit	8700.80CK
Dimensions	13.5"L x 17.0"W x 13.0"H		

Lubrication: Requires 38.4 oz. of Udor Lube 40W Premium Pump Oil.
Alternate Oil: 30W non-detergent or 15W-40 non-detergent oil.



Maximum Flow	26.0 GPM / 104 LPM
Maximum Pressure	560 PSI / 40 BAR
Maximum RPM	550 RPM
Inlet Port - Hose Barb	1-1/2" HB
Outlet Ports - Hose Barb, Valve	(2) 1/2" HB
Bypass - Hose Barb	3/4" HB
Dimensions	13.5"L x 17.0"W x 13.0"H
Weight	51 lbs

Lubrication: Requires 38.4 oz. of Udor Lube 40W Premium Pump Oil.
Alternate Oil: 30W non-detergent or 15W-40 non-detergent oil.



Revised 6-4-2024

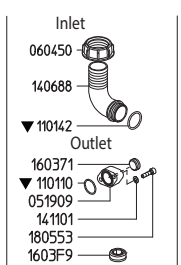
Part #	Description	Qty	Part #	Description	Qty
0001.07	RETAINER RING	2	1202.A3	BASE PLATE "DELTA 100"	2
0002.53	SHAFT "DELTA-100" TS VA	1	1203.28	OIL RESERVOIR	1
0003.24	PRESSURE ACCUMULATOR BASE	1	1205.60	ALUMINIUM PISTON D60	4
0007.55	OIL SEAL D35	1	1403.05	WASHER M8	8
0007.62	OIL SEAL D60	1	1403.07	WASHER M6	2
0102.04	DIAPHRAGM BOLT ●▼	4	1403.09	WASHER M10	16
0206.24	SLEEVE D60	4	1403.48	WASHER M8	8
0208.65	OIL RESERVOIR COVER	1	1406.88	HOSE BARB D38	1
0208.D2	PRESSURE ACCUMULATOR COVER	1	1411.01	SERATED WASHER M6	2
0209.B9	CRANKCASE "DELTA 100"	1	1502.07	PIN D15X54	4
0211.12	COVER	4	1506.15	SNAP RING D15	4
0214.01	BALL BEARING D60	1	1509.09	PISTON RING D60	4
0214.05	BALL BEARING D35	1	1519.19	CONNECTING ROD	4
0301.32	BEARING DISC	1	1603.34	PLUG G1/4	2
0301.43	DIAPHRAGM DISC ●▼	4	1603.64	PLUG G3/8	1
0302.51	ROD SPACER	2	1603.67	PLUG G1/4	1
0303.47	HEX NUT M8X8	8	1603.71	PLUG G1/2	2
0501.70	FLANGE VA	1	1603.F9	PLUG G3/4	1
0501.L6	CRANKCASE FLANGE "DELTA 100"	1	1603.G9	HEAD PLUG 3/8	4
0501.M2	FLANGE VA	1	1604.G1	RIGHT HEAD	2
0519.09	REMOTE CONTROL FLANGE G1/2	1	1604.G2	LEFT HEAD	2
0602.05	GASKET	1	1804.43	HEX BOLT M6X35	14
0604.50	BARB NUT G1-1/2"	1	1804.54	HEX BOLT M8X35	8
0605.09	GASKET D17	4	1804.72	HEX BOLT M8X50	8
0605.49	GASKET D13	1	1804.A1	HEX BOLT M10X70	16
0608.16	AIR VALVE ASSEMBLY	1	1805.05	ALLEN BOLT M10X30	4
0903.13	PISTON DIAPHRAGM D100 BUNA-N	4	1805.24	ALLEN BOLT M8X16	3
0903.14	ACCUMULATOR DIAPHRAGM ◆	1	1805.71	ALLEN BOLT M6X50	2
0903.20	PISTON DIAPHRAGM D100 GREENTECH ◆▼	4	1805.53	ALLEN BOLT M6X22	2
1101.10	O-RING - DISCHARGE PORT ▼	1	6015.58	ROD ASSY "DELTA 75" D60	4
1101.25	O-RING - PRESSURE ACCUMULATOR	1	6017.E3	HEAD ASSEMBLY - LEFT	2
1101.29	O-RING - OIL RESERVOIR	1	6017.E4	HEAD ASSEMBLY - RIGHT	2
1101.31	O-RING - VALVE ■▼	8	6031.30	PRESSURE ACCUMULATOR	1
1101.42	O-RING - INLET HOSE BARB ▼	1	6033.13	OIL RESERVOIR ASSEMBLY	1
1101.48	O-RING - CRANKCASE FLANGE	2	6063.04	VALVE ASSEMBLY W/O O-RING ■▼	8
1101.63	O-RING - CRANKCASE FLANGE	1	6062.12	DIAPHRAGM BOLT / WASHER (KIT 511)	1
1101.76	O-RING - PLUG	2	6062.E5	IN/OUTLET VALVE KIT "DELTA 100"(KIT 647)	1
1101.95	O-RING - VALVE COVER ▼	8	8700.80	DIAPHRAGM KIT - GREENTECH (KIT 632)	1
1101.98	O-RING - OIL RESERVOIR	1	8700.80CK	COMPLETE REPAIR KIT	1
1101.B6	O-RING - OIL RESERVOIR	1	●	Parts in 6062.12 (Kit 511)	
1101.B8	O-RING - HEAD◆▼	8	■	Parts in 6062.E5 (Kit 647)	
1101.C1	O-RING - CRANKCASE FLANGE	1	◆	Parts in 8700.80 (Kit 632)	
1101.M4	O-RING - CRANKCASE FLANGE	1	▼	Parts in 8700.80CK (Complete Repair Kit)	

8700.80CK	
CODE	QTY
010204	4
030143	4
090316	1
090320	4
110104	1
110110	1
110131	8
110142	1
110195	8
110188	8
606304	8

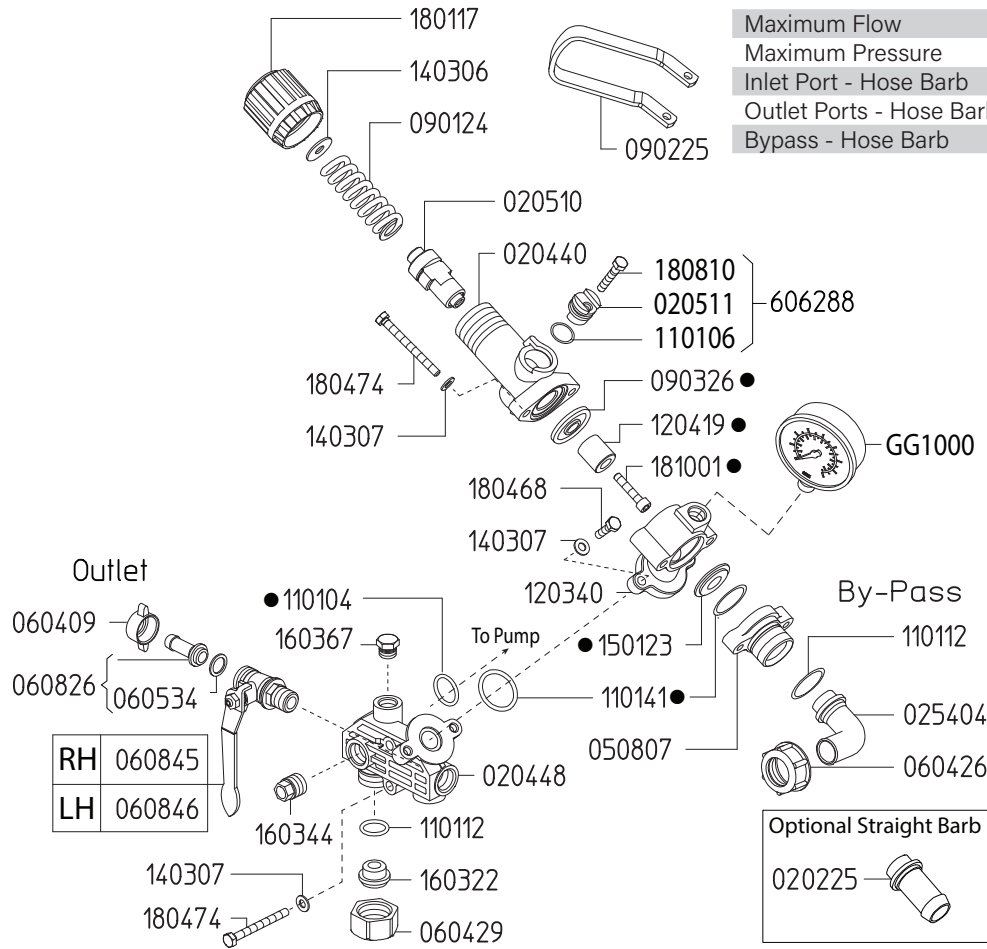
870080 KIT 632	
CODE	QTY
090316	1
090320	4
110188	8

606212 KIT 511	
CODE	QTY
010204	4
030143	4

6062E5 KIT 647	
CODE	QTY
110131	8
606304	8



Adjustable Pressure Regulator



Maximum Flow	27.0 GPM / 102 lpm
Maximum Pressure	560 PSI / 38 bar
Inlet Port - Hose Barb	-
Outlet Ports - Hose Barb, Valve	(2) 1/2" HB
Bypass - Hose Barb	3/4" HB

Revised 6-4-2024

Part #	Description	Qty
0202.25	BYPASS HOSE BARB - STRAIGHT (OPTIONAL)	1
0204.40	VALVE BODY	1
0204.48	MAIN BODY	1
0205.10	VALVE CYLINDER	1
0205.11	VALVE CYLINDER CAM	2
0254.04	BYPASS HOSE BARB - ELBOW	1
0508.07	BYPASS FLANGE	1
0604.09	DISCHARGE BARB NUT	2
0604.26	BYPASS BARB NUT	1
0604.29	BARB NUT	1
0605.34	GASKET	2
0608.26	1/2" HOSE BARB W/GASKET	2
0608.45	BALL VALVE; RIGHT	1
0608.46	BALL VALVE; LEFT	1
0901.24	SPRING (HIGH PRESSURE)	1
0902.25	DUMP VALVE LEVER	1
0903.26	DIAPHRAGM ●	1
1101.04	O-RING ●	1
1101.06	O-RING	2
1101.12	O-RING	1

Part #	Description	Qty
1101.41	O-RING ●	2
1203.40	ADAPTER FLANGE	1
1204.19	STEEL POPPET ●	1
1403.06	WASHER	1
1403.07	WASHER	6
1501.23	SEAT ●	1
1603.02	PLUG	2
1603.14	PLUG	1
1603.22	PLUG	1
1801.17	ADJUSTMENT KNOB	1
1804.68	BOLT	2
1804.74	BOLT	4
1808.10	BOLT	2
1810.01	STAINLESS STEEL BOLT ●	1
6062.53	REPAIR KIT FOR 6047.06 CONTROL UNIT	1
6062.88	REGULATOR CAM KIT	2
GG1000	PRESSURE GAUGE - 1000 PSI BOTTOM MOUNT	1

● Parts included in Repair Kit #6062.53

The control unit features a manual dump valve, pressure control knob, glycerine filled pressure gauge, and two ball valve discharge ports.

1. Before operating or re-operating pump, push the manual dump valve lever (0902.25) down so the pump will start at zero pressure. FAILURE TO DO SO WILL VOID PUMP WARRANTY.
2. Turn pressure adjusting knob (1801.17) counter-clockwise to relieve spring tension. NOTE: Step 2 applies only to initial start-up, and is not necessary in daily operation of pump.
3. Start unit and let run until air is evacuated from system, when only liquid is expelled from the by-pass line.
4. Return dump valve lever to the UP position. Open spray gun or spray boom and turn the pressure adjustment knob (1801.17) clockwise until desired operating pressure is achieved.

All Dimensions are WITHOUT Control Unit or Regulator

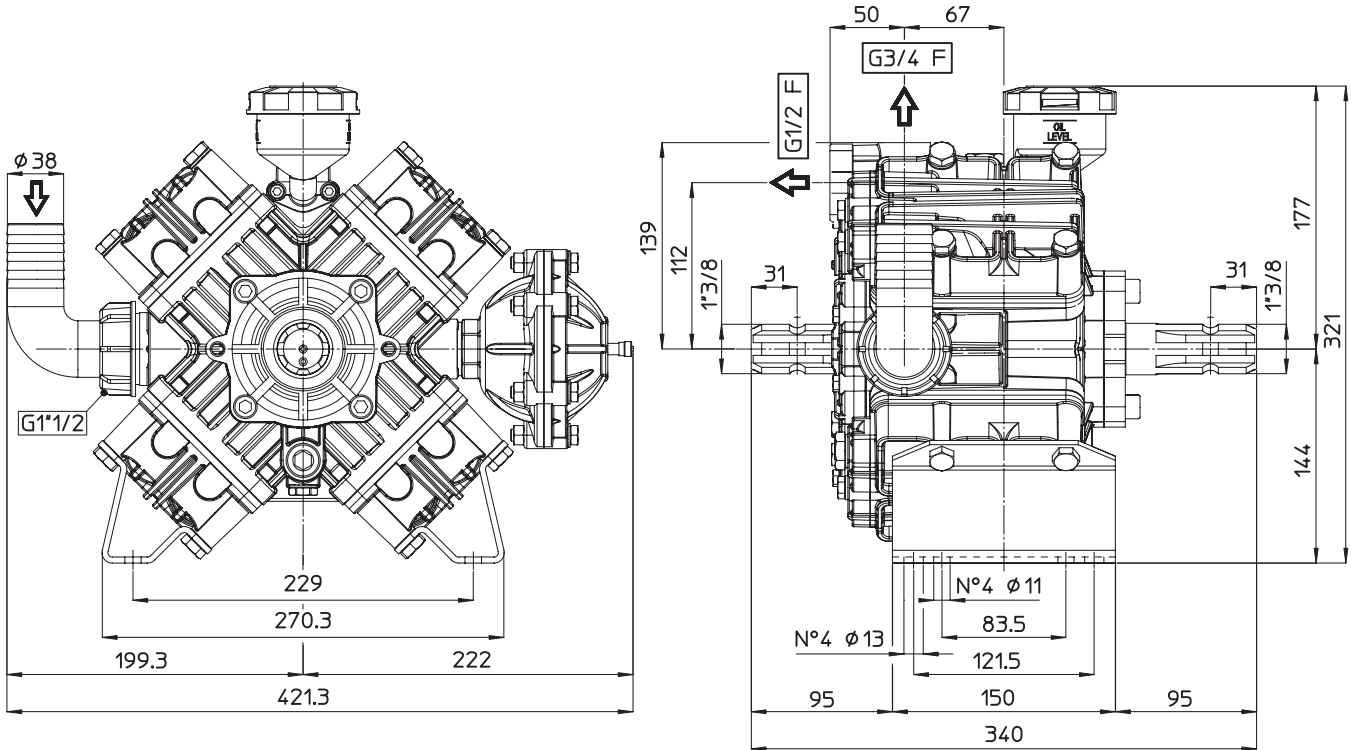
Dimensional Drawings are Shown in Millimeters. To Convert to Inches, Multiply Dimension x 0.03937

Specifications

DELTA 100

Inlet Port - Hose Barb	1-1/2" HB
Outlet Ports - Hose Barb	(2) 3/4" HB
Bypass - Hose Barb	1" HB
Dimensions	13.5"L x 17.0"W x 13.0"H
Diaphragm Material	GREENTECH (Std) Buna-N (Opt)

Lubrication: Requires 38.4 oz. of Udor Lube 40W Premium Pump Oil. Alternate Oil: 30W non-detergent or 15W-40 non-detergent oil.



TORQUE SPECS

Ref.	Description	Ft./lb.	Nm
1	Diaphragm Bolts (Use Loctite 243)	18	25
2	Head Bolts	30	40
3	Pulsation Dampener Bolts	20	28
4	Inlet Flange Bolts	7	10
5	Bearing Flange Bolts	25	34
6	Oil Cup Bolts	6	8
7	Valve Cover Bolts	18	25

