


High Temperature Solid Shaft Models

24mm Keyed Solid Shaft
1450 RPM



- Solid Ceramic Plungers
- Stainless Steel Check Valves
- Heavy Duty Plated Brass Manifold with External and Internal Bracing
- High Temperature Seals for Hot Water Applications
- Large Diameter Stainless Steel Valve Caps with Increased Thread Depth
- Reinforcing Ring on Inlet and Discharge Ports
- Deeper Back Cover for Increased Oil Capacity
- 35 oz. Capacity Vented Oil Bath Crank Case
- 3/4" BSP-F Inlet. 3/8" BSP-F Outlet: 5.5 - 8.5 GPM
- 3/4" BSP-F Inlet. 1/2" BSP-F Outlet: 9.0 GPM & Above
- Max Fluid Temp, 185°F

CWT Series 24mm Keyed Solid Shaft Plunger Pumps

CWT Series high temperature rated plunger pumps include a wide range of models with flow rates from 4.0 to 5.5 GPM and pressures up to 2900 PSI.

These pumps are designed and engineered with high temperature seals and nickel plated manifolds to withstand the demands of hot water applications

BWT series pumps are well suited for general pressure cleaning, disinfecting and food/pharma applications.

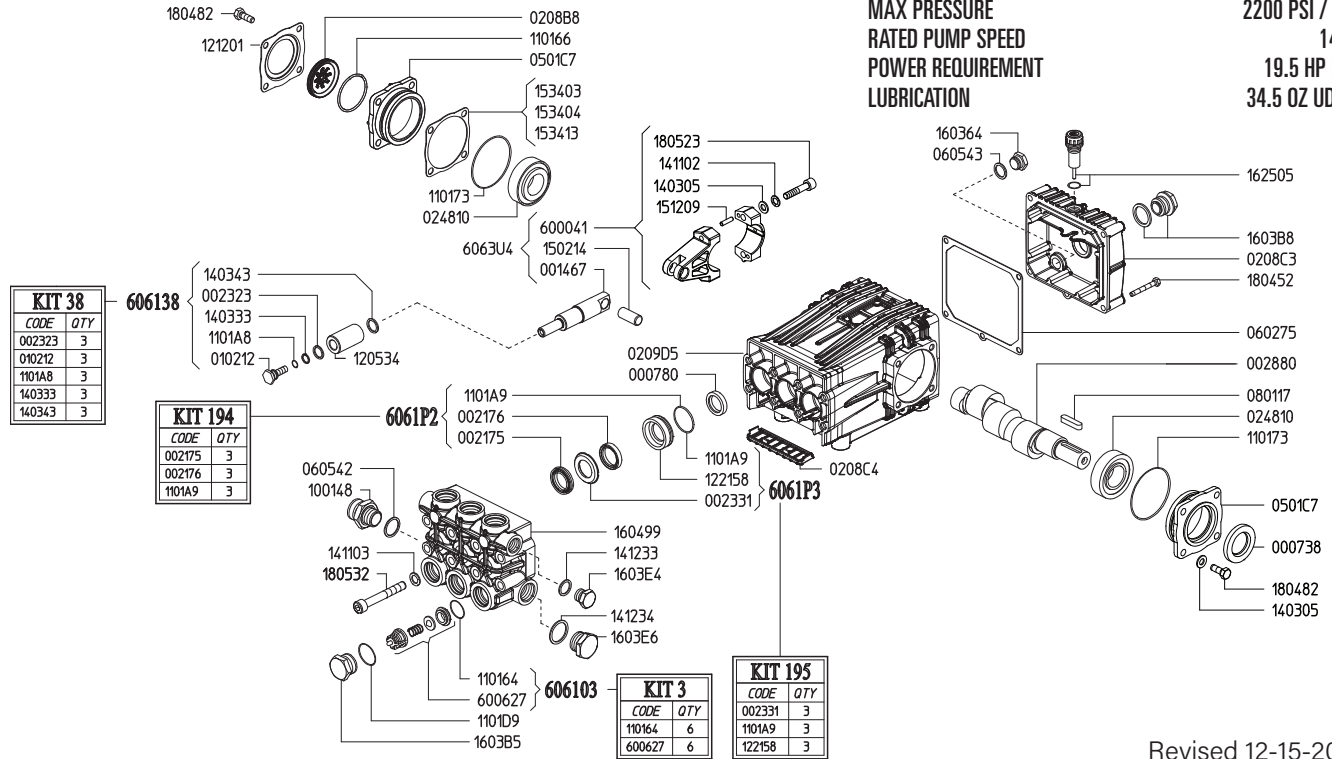
	Model	Flow		Pressure		Plunger Dia.	Crankshaft		Power	Seal Kit	Valve Kit	Wt.
		GPM	l/min	PSI	bar		Stroke	Code				
1450 RPM	CWTC 27/20 S	7.1	27.0	2900	200	22mm	17.0mm	X	13.8 EBHP	6061.N9	6061.03	35 lbs
	CWTC 30/20 S	7.9	30.0	2900	200	25mm	15.0mm	V	15.4 EBHP	6061.N9	6061.03	35 lbs
	CWTC 34/20 S	9.0	34.0	2900	200	25mm	17.0mm	X	17.4 EBHP	6061.N9	6061.03	35 lbs
	CWTC 42/17 S	11.6	44.0	2465	170	28mm	17.0mm	X	19.2 EBHP	6061.P2	6061.03	35 lbs
	CWTC 50/15 S	13.2	50.0	2175	150	28mm	19.0mm	Y	19.2 EBHP	6061.P2	6061.03	39 lbs
	CWTC 70/15 S	18.5	70.0	2175	150	30mm	24.0mm	2	36.9 EBHP	6061.P2	6072.26	39 lbs

NOTE: All pump models available with left-hand drive option. Add 'L' to model number when ordering (ex. CWTC 42/17 SL)



MAX FLOW
MAX PRESSURE
RATED PUMP SPEED
POWER REQUIREMENT
LUBRICATION

13.2 GPM / 50 L/MIN
2200 PSI / 150 BAR
1450 RPM
19.5 HP ELECTRIC
34.5 OZ UDOR LUBE



Revised 12-15-2023

Part #	Description	Qty	Part #	Description	Qty
0007.38	OIL SEAL D30	1	1403.33	WASHER D13.4 ^B	3
0007.80	OIL SEAL D20	3	1403.43	WASHER D13.2 ^B	3
0014.67	PLUNGER GUIDE D22/25/28 "C/CK"	3	1411.02	SERATED WASHER D8	6
0021.75	WATER SEAL H.P. D28 "CWT" ^C	3	1411.03	SERATED WAHSER D10	8
0021.76	WATER SEAL L.P. D28 "CWT" ^C	3	1412.33	GASKET D21.5	1
0023.23	RING D10.4 ^B	3	1412.34	GASKET D27	1
0023.31	UPPER RING D28 ^D	3	1502.14	PIN D14X32	3
0028.27	MALE SHAFT D24	1	1512.09	PLUG D5X20 UNI1707	6
0102.12	PLUNGER BOLT ^B	3	1534.03	SHIM 0.1 MM	1
0208.B8	OIL SIGHT GLASS	1	1534.04	SHIM 0.2 MM	1
0208.C3	BACK COVER "C/CK"	1	1534.13	SHIM 0.05 MM	1
0208.C4	COVER "C/CK"	1	1603.B5	VALVE PLUG PISTON D28	6
0209.D5	CRANKCASE "C/CK/CH"	1	1603.B8	OIL PLUG G3/4" + GASKET	1
0248.10	ROLLER BEARING D30	2	1603.E4	PLUG G1/2 - PLATED	2
0501.C7	BEARING HOLLOW FLANGE	2	1603.E6	PLUG G3/4 - PLATED	1
0602.75	BACK COVER GASKET	1	1604.99	HEAD "CWT" PISTON D28 - PLATED	1
0605.42	GASKET D27	1	1625.05	OIL PLUG G3/8	1
0605.43	GASKET D17	1	1804.52	HEX BOLT M6X45	5
0801.17	KEY A8X7X35	1	1804.82	HEX BOLT M8X22	8
1001.38	NIPPLE G3/4 M - G1" M	1	1805.23	ALLEN BOLT M8X40	6
1101.64	O-RING - VALVE ^A	6	1805.32	ALLEN BOLT M10X75	8
1101.66	O-RING - OIL SIGHT GLASS	1	6000.41	ROD ASSEMBLY	3
1101.73	O-RING - BEARING FLANGE	2	6006.27	VALVE ASSEMBLY W/O O-RING ^A	6
1101.A8	O-RING - PLUNGER BOLT ^B	3	6061.03	KIT 3 VALVE KIT	1
1101.A9	O-RING - PRESSURE RING ^{C D}	3	6061.38	KIT 38 PLUNGER KIT	1
1101.D9	O-RING - VALVE PLUG ^E	6	6061.P2	KIT 194 WATER SEAL KIT D28 "CWT"	1
1205.34	CERAMIC PLUNGER D28	3	6061.P9	KIT 195 BRASS RING KIT D28 "CWT"	1
1212.01	RETAINER - OIL SIGHT GLASS	1			
1221.58	PRESSURE RING D28 "CWT" ^D	3			
1403.05	WASHER D8.4	10			

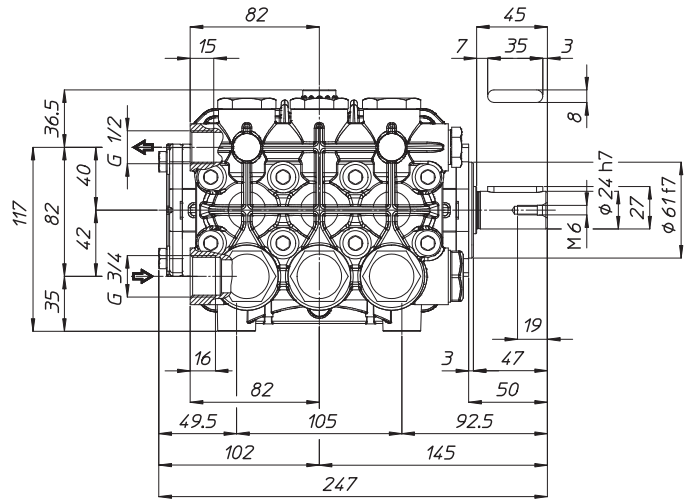
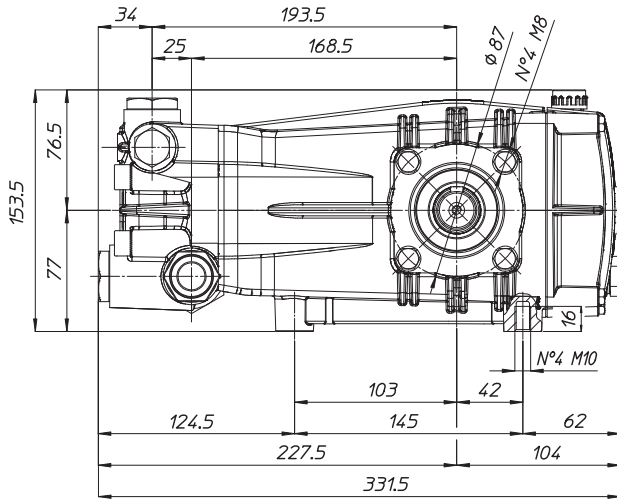
^A Parts in 6061.03 (Kit 3).
^B Parts in 6061.38 (Kit 38).
^C Parts in 6061.P2 (Kit 194).
^D Parts in 6061.P9 (Kit 195).

WEIGHT
LUBRICATION

36 LBS
34.5 OZ UDOR LUBE

*Dimensional Drawings are
Shown in Millimeters.
To Convert to Inches,
Multiply Dimension x 0.03937*

C SERIES PUMPS 9 GPM & OVER



TORQUE SPECS

Ref.	Description	Ft./lb.	Nm	Loctite®
1	Head Bolts	37	50	-
2	Valve Caps	103	140	243
3	Inlet Cap	103	140	-
4	Outlet Cap	103	140	243
5	Bearing Flange Bolts	19	25	-
6	Rear Cover Bolts	8	11	-
7	Connecting Rod Bolts	19	25	270
8	Plunger Bolts	15	20	270
9	Valve Cover Bolts	-	-	-
10	Oil Drain Plug	8	11	-

