


High Temperature Solid Shaft Models

24mm Keyed Solid Shaft
1450 RPM



- Solid Ceramic Plungers
- Stainless Steel Check Valves
- Heavy Duty Plated Brass Manifold with External and Internal Bracing
- High Temperature Seals for Hot Water Applications
- Large Diameter Stainless Steel Valve Caps with Increased Thread Depth
- Reinforcing Ring on Inlet and Discharge Ports
- Deeper Back Cover for Increased Oil Capacity
- 35 oz. Capacity Vented Oil Bath Crank Case
- 3/4" BSP-F Inlet. 3/8" BSP-F Outlet: 5.5 - 8.5 GPM
- 3/4" BSP-F Inlet. 1/2" BSP-F Outlet: 9.0 GPM & Above
- Max Fluid Temp, 185°F

CWT Series 24mm Keyed Solid Shaft Plunger Pumps

CWT Series high temperature rated plunger pumps include a wide range of models with flow rates from 4.0 to 5.5 GPM and pressures up to 2900 PSI.

These pumps are designed and engineered with high temperature seals and nickel plated manifolds to withstand the demands of hot water applications

BWT series pumps are well suited for general pressure cleaning, disinfecting and food/pharma applications.

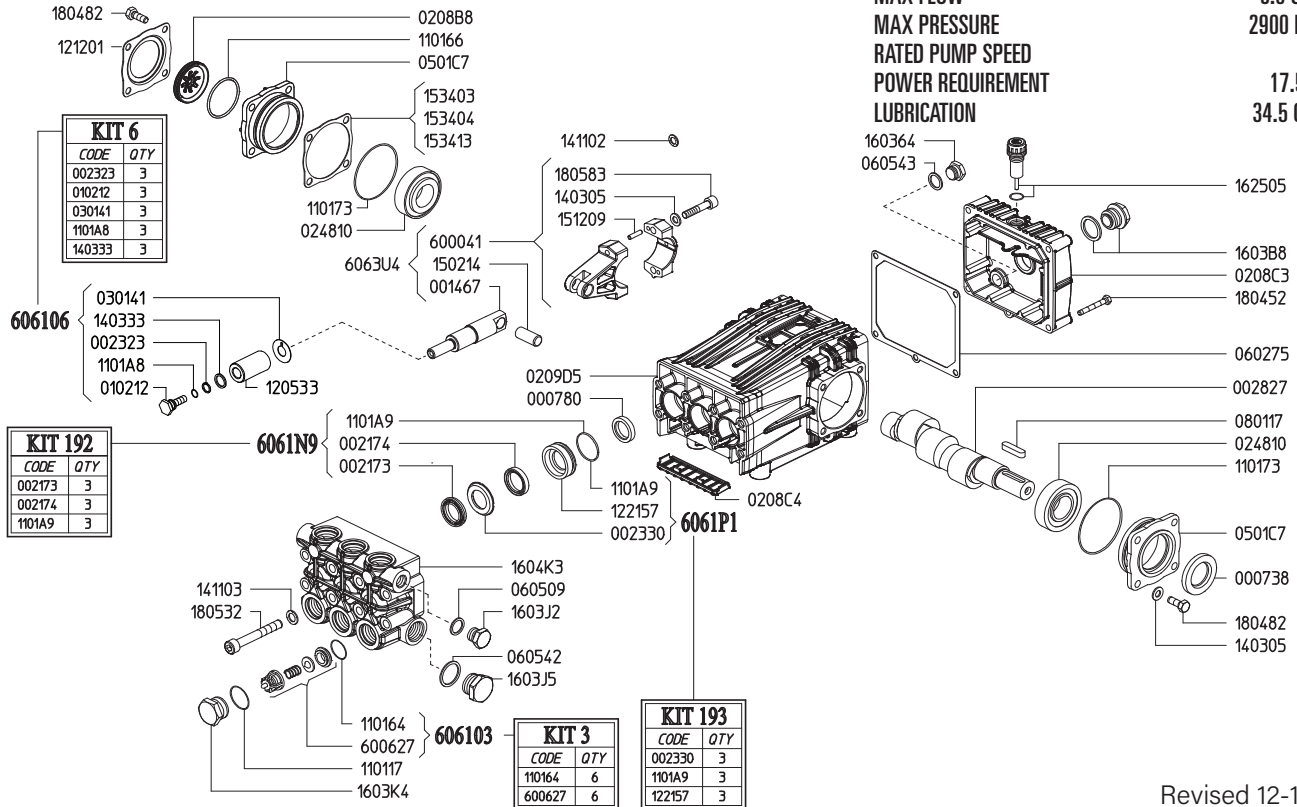
	Model	Flow		Pressure		Plunger Dia.	Crankshaft		Power	Seal Kit	Valve Kit	Wt.
		GPM	l/min	PSI	bar		Stroke	Code				
1450 RPM	CWTC 27/20 S	7.1	27.0	2900	200	22mm	170mm	X	13.8 EBHP	6061.N9	6061.03	35 lbs
	CWTC 30/20 S	7.9	30.0	2900	200	25mm	15.0mm	V	15.4 EBHP	6061.N9	6061.03	35 lbs
	CWTC 34/20 S	9.0	34.0	2900	200	25mm	170mm	X	17.4 EBHP	6061.N9	6061.03	35 lbs
	CWTC 42/17 S	11.6	44.0	2465	170	28mm	170mm	X	19.2 EBHP	6061.P2	6061.03	35 lbs
	CWTC 50/15 S	13.2	50.0	2175	150	28mm	19.0mm	Y	19.2 EBHP	6061.P2	6061.03	39 lbs
	CWTC 70/15 S	18.5	70.0	2175	150	30mm	24.0mm	2	36.9 EBHP	6061.P2	6072.26	39 lbs

NOTE: All pump models available with left-hand drive option. Add 'L' to model number when ordering (ex. CWTC 42/17 SL)



MAX FLOW
MAX PRESSURE
RATED PUMP SPEED
POWER REQUIREMENT
LUBRICATION

9.0 GPM 34 L/MIN
2900 PSI / 200 BAR
1450 RPM
17.5 HP ELECTRIC
34.5 OZ UDOR LUBE



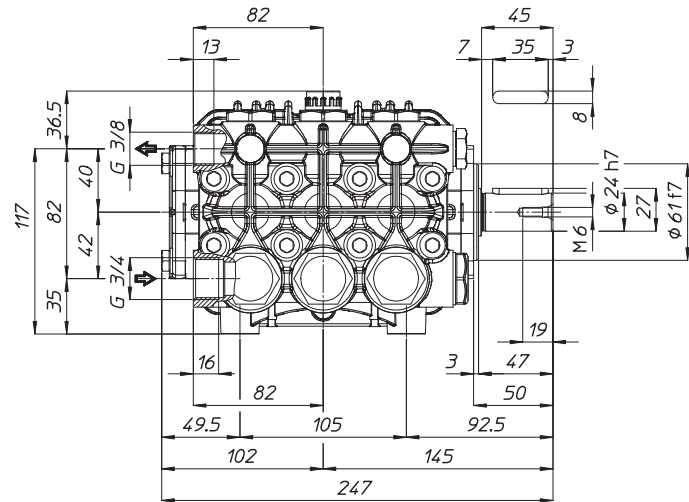
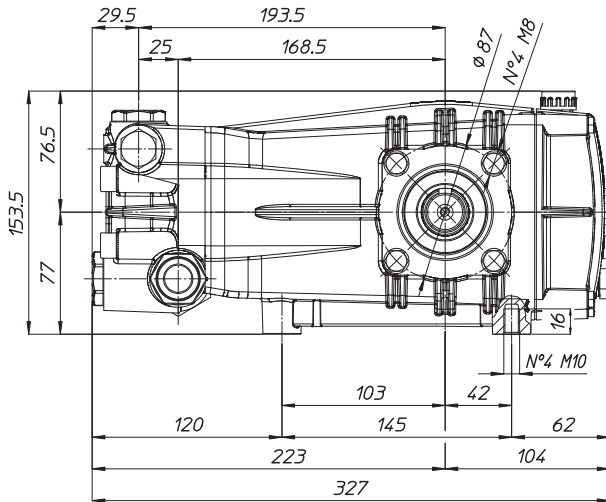
Revised 12-15-2023

Part #	Description	Qty	Part #	Description	Qty
0007.38	OIL SEAL D30	1	1221.57	PRESSURE RING D25 WT ^D	3
0007.80	OIL SEAL D20	3	1403.05	WASHER D8.4	10
0014.67	PLUNGER GUIDE D22/25/28 "C/CK"	3	1403.33	WASHER D13.4 ^B	3
0021.73	WATER SEAL H.P. D25 "WT" ^C	3	1411.02	SERATED WASHER D8	6
0021.74	WATER SEAL L.P. D25 "WT" ^C	3	1411.03	SERATED WAHSER D10	8
0023.23	RING D10.4 ^B	3	1502.14	PIN D14X32	3
0023.30	UPPER RING D25 ^D	3	1512.09	PLUG D5X20	6
0028.27	MALE SHAFT D24	1	1534.03	SHIM 0.1 MM	1
0102.12	PLUNGER BOLT ^B	3	1534.04	SHIM 0.2 MM	1
0208.B8	OIL SIGHT GLASS	1	1534.13	SHIM 0.05 MM	1
0208.C3	BACK COVER "C/CK"	1	1603.J2	PLUG PLATED G3/8	2
0208.C4	COVER "C/CK"	1	1603.J3	PLUG PLATED G3/4	1
0209.D5	CRANKCASE "C/CK/CH"	1	1603.B8	OIL PLUG G3/4" + GASKET	1
0248.10	ROLLER BEARING D30	2	1603.K4	VALVE PLUG PISTON D22/25	6
0301.41	SLINGER RING ^B	3	1604.K3	HEAD PLATED "CWT" PISTON D22/25	1
0501.C7	BEARING HOLLOW FLANGE	2	1625.05	OIL PLUG G3/8	1
0602.75	BACK COVER GASKET	1	1804.52	HEX BOLT M6X45	5
0605.09	GASKET D17	1	1804.82	HEX BOLT M8X22	8
0605.42	GASKET D27	1	1804.09	ALLEN BOLT M8X40	6
0605.43	GASKET D17	1	1805.32	ALLEN BOLT M10X75	8
0801.17	KEY A8X7X35	1	6000.41	ROD ASSEMBLY	3
1101.17	O-RING - VALVE PLUG	6	6006.27	VALVE ASSEMBLY W/O O-RING ^A	6
1101.64	O-RING - VALVE ^A	6	6061.03	KIT 3 VALVE KIT	1
1101.66	O-RING - OIL SIGHT GLASS	1	6061.06	KIT 6 PLUNGER KIT	1
1101.73	O-RING - BEARING FLANGE	2	6061.N9	KIT 192 WATER SEAL KIT D25 WT	1
1101.A8	O-RING - PLUNGER BOLT ^B	3	6061.P1	KIT 193 BRASS RING KIT D25 WT	1
1101.A9	O-RING - PRESSURE RING ^{C D}	3			
1205.33	CERAMIC PLUNGER D25	3			
1212.01	RETAINER - OIL SIGHT GLASS	1			

^A Parts in 6061.03 (Kit 3).
^B Parts in 6061.06 (Kit 6).
^C Parts in 6061.N9 (Kit 192).
^D Parts in 6061.P1 (Kit 193).

*Dimensional Drawings are
Shown in Millimeters.
To Convert to Inches,
Multiply Dimension x 0.03937*

CWT SERIES PUMPS - 24mm Solid Shaft



TORQUE SPECS

Ref.	Description	Ft./lb.	Nm	Loctite®
1	Head Bolts	37	50	-
2	Valve Caps	103	140	243
3	Inlet Cap	103	140	-
4	Outlet Cap	103	140	243
5	Bearing Flange Bolts	19	25	-
6	Rear Cover Bolts	8	11	-
7	Connecting Rod Bolts	19	25	270
8	Plunger Bolts	15	20	270
9	Valve Cover Bolts	-	-	-
10	Oil Drain Plug	8	11	-

