

- Heavy Duty Brass Manifold with External and Internal Bracing
- Heavy Duty Bronze or Aluminum Connecting Rods
- Large Diameter Brass or Stainless Steel Valve Caps with Increased Thread Depth
- Reinforcing Ring on Inlet and Discharge Ports
- Stainless Steel Piston Guides and Check Valves
- Heat Treated Crank Shaft
- Industrial Quality Tapered Roller Bearings
- Deeper Back Cover for Increased Oil Capacity
- 34.5 oz. Capacity Vented Oil Bath Crank Case
- 3/4" BSP-F Inlet. 3/8" BSP-F Outlet - Less Than 10 GPM
- 3/4" BSP-F Inlet. 1/2" BSP-F Outlet - 10 GPM and Above
- Max Fluid Temp, 160°F

### CKC Series 24mm Keyed Solid Shaft Plunger Pumps

CKC Series super duty plunger pumps include a wide range of models with flow rates from 4.5 to 13.2 GPM and pressures up to 5075 PSI.

Other drive options include gas engine gear reduction and hydraulic motor flange.

Applications include general pressure cleaning, sewer jetting, vehicle wash equipment, street cleaning, construction, hydro-excavation and UHP fire fighting applications.

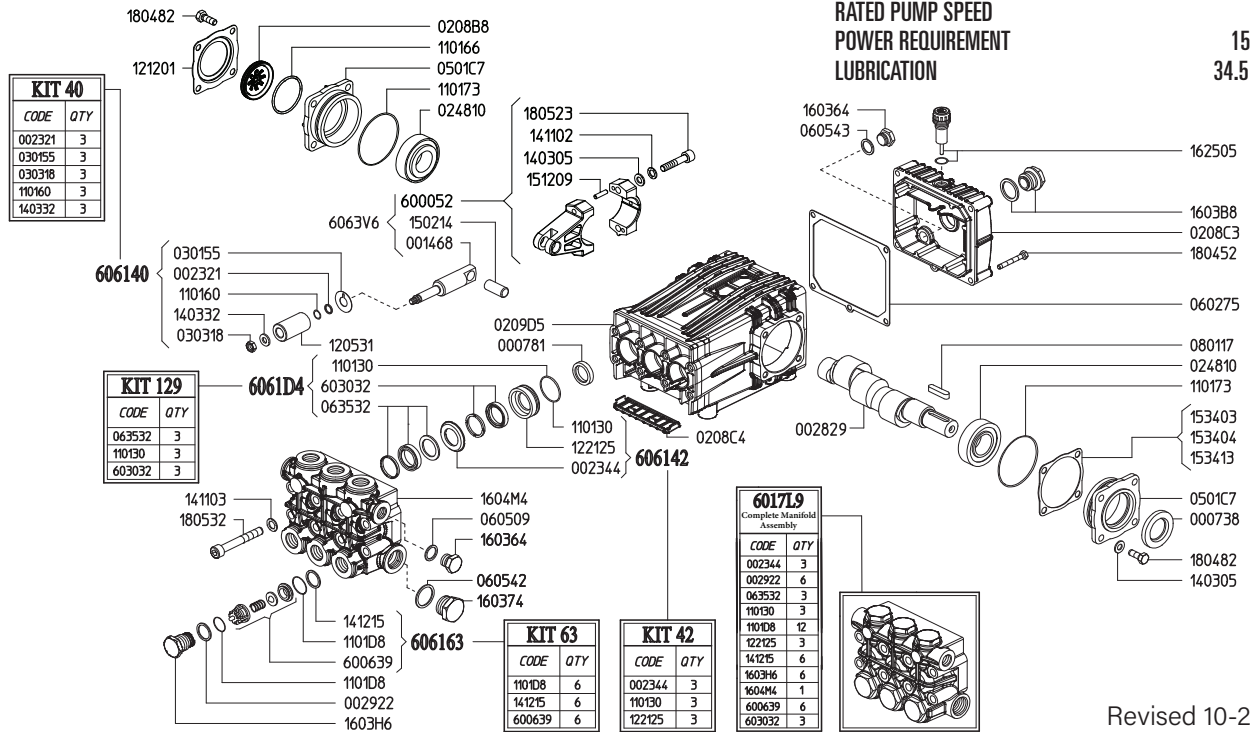
	Model	Flow		Pressure		Plunger Dia.	Crankshaft		Power	Seal Kit	Valve Kit	Wt.
		GPM	l/min	PSI	bar		Stroke	Code				
1450 RPM	CKC 17/30 S	4.5	17.0	4350	300	22mm	11.0mm	P	13.1 EBHP	6061.10	6061.03	39 lbs
	CKC 17/36 S	4.5	17.0	5075	360	20mm	13.5mm	N	15.3 EBHP	6061.D4	6061.63	39 lbs
	CKC 21/30 S	5.5	21.0	4350	300	22mm	13.5mm	N	16.2 EBHP	6061.10	6061.03	39 lbs
	CKC 21/36 S	5.5	21.0	5075	360	20mm	17.0mm	X	18.8 EBHP	6061.D4	6061.63	39 lbs
	CKC 26/30 S	6.9	26.0	4350	300	22mm	17.0mm	X	20.0 EBHP	6061.10	6061.03	39 lbs
	CKC 30/24 S	7.9	30.0	3480	240	25mm	15.0mm	V	21.5 EBHP	6061.11	6061.03	39 lbs
	CKC 30/30 S	7.9	30.0	4350	300	22mm	19.0mm	Y	23.1 EBHP	6061.10	6061.03	39 lbs
	CKC 34/25 S	9.0	34.0	3625	250	25mm	17.0mm	X	21.8 EBHP	6061.11	6061.03	39 lbs
	CKC 38/20 S	10.0	38.0	2900	200	28mm	15.0mm	V	19.5 EBHP	6061.12	6061.03	39 lbs
	CKC 42/20 S	11.6	44.0	2900	200	28mm	17.0mm	X	22.6 EBHP	6061.12	6061.03	39 lbs
	CKC 50/20 S	13.2	50.0	2900	200	28mm	19.0mm	Y	25.6 EBHP	6061.12	6061.03	39 lbs

NOTE: All pump models available with left-hand drive option. Add 'L' to model number when ordering (ex. CKC 50/20 SL)



MAX FLOW  
MAX PRESSURE  
RATED PUMP SPEED  
POWER REQUIREMENT  
LUBRICATION

4.5 GPM @ 17.0 L/MIN  
5075 PSI / 360 BAR  
1450 RPM  
15.3 HP ELECTRIC  
34.5 OZ UDOR LUBE



Revised 10-26-2023

Part #	Description	Qty
0007.38	OIL SEAL D30	1
0007.81	OIL SEAL D20	3
0014.68	PLUNGER GUIDE D20 "C/CK"	3
0023.21	RING D8.3 <sup>B</sup>	3
0023.44	UPPER RING D20 "CK" 350BAR <sup>D E</sup>	3
0028.29	MALE SHAFT D24	1
0029.22	RING "CK" D15.2 <sup>E</sup>	6
0208.B8	OIL SIGHT GLASS	1
0208.C3	BACK COVER "C/CK"	1
0208.C4	COVER "CK"	1
0209.D5	CRANKCASE "C/CK/CH"	1
0248.10	ROLLER BEARING D30	2
0301.55	SLINGER RING D18/20 <sup>B</sup>	3
0303.18	NUT INOX <sup>B</sup>	3
0501.C7	BEARING HOLLOW FLANGE	2
0602.75	BACK COVER GASKET	1
0605.09	GASKET D17	1
0605.42	GASKET D27	1
0605.43	GASKET D17	1
0635.32	HIGH PRESSURE SEAL KIT D20 <sup>C</sup>	3
0801.17	KEY A8X7X35	1
1101.30	O-RING - PRESSURE RING <sup>C D</sup>	3
1101.60	O-RING - PLUNGER <sup>B</sup>	3
1101.66	O-RING - OIL SIGHT GLASS	1
1101.73	O-RING - BEARING FLANGE	2
1101.D8	O-RING - VALVE <sup>A E</sup>	6
1101.D8	O-RING - VALVE PLUG <sup>E</sup>	6
1205.31	CERAMIC PLUNGER D20	3
1212.01	RETAINER - OIL SIGHT GLASS	1
1221.25	PRESSURE RING D20 "CK" 350BAR <sup>D E</sup>	3
1403.05	WASHER D8.4	10

Part #	Description	Qty
1403.32	WASHER D8.5 <sup>B</sup>	3
1411.02	SERATED WASHER D8	6
1411.03	SERATED WASHER D10	8
1412.15	RING 400BAR <sup>A E</sup>	6
1502.14	PIN D14X32	3
1512.09	PLUG D5X20 UNI1707	6
1534.03	SHIM 0.1MM	-
1534.04	SHIM 0.2MM	-
1534.13	SHIM 0.05MM	-
1603.64	PLUG G3/8	2
1603.74	PLUG G3/4	1
1603.B8	OIL PLUG G3/4 + GASKET	1
1603.H6	VALVE PLUG "CK" PISTON D20 <sup>E</sup>	6
1604.M4	HEAD "CK" D18/20 <sup>E</sup>	1
1625.05	OIL PLUG G3/8	1
1804.52	HEX BOLT M6X45	5
1804.82	HEX BOLT M8X22	8
1805.23	ALLEN BOLT M8X40	6
1805.32	ALLEN BOLT M10X75	8
6000.52	ROD ASSEMBLY	3
6006.39	VALVE ASSY 400BAR W/O O-RING <sup>A E</sup>	6
6017.L9	COMPLETE MANIFOLD ASSEMBLY	1
6030.32	LOW PRESSURE SEAL KIT D20 <sup>C E</sup>	3
6061.40	KIT 40 PLUNGER KIT D20 350BAR	1
6061.42	KIT 42 BRASS RING KIT D20 "CK" 350BAR	1
6061.63	KIT 63 VALVE KIT 400BAR	1
6061.D4	KIT 129 WATER SEAL KIT D20 "CK"	1

<sup>A</sup> Parts in 6061.63 (Kit 63).

<sup>B</sup> Parts in 6061.40 (Kit 40).

<sup>C</sup> Parts in 6061.D4 (Kit 129).

<sup>D</sup> Parts in 6061.42 (Kit 42).

<sup>E</sup> Parts in 6017.L9 (Complete Manifold Assembly).



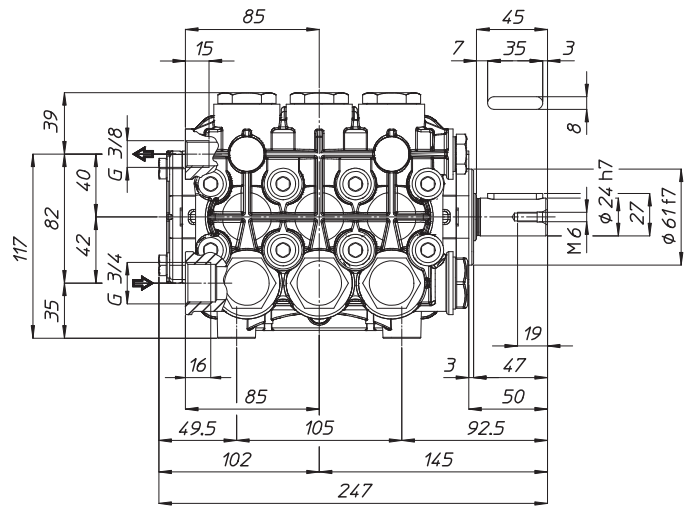
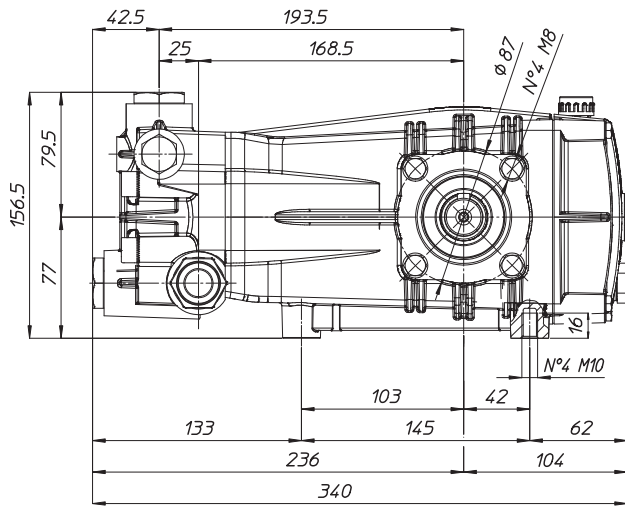
# CK SERIES DIMENSIONS

WEIGHT  
LUBRICATION

39 LBS  
34.5 OZ UDOR LUBE

*Dimensional Drawings are  
Shown in Millimeters.  
To Convert to Inches,  
Multiply Dimension x 0.03937*

## CK SERIES PUMPS BELOW 10 GPM



## TORQUE SPECS

Ref.	Description	Ft./lb.	Nm	Loctite®
1	Head Bolts	37	50	-
2	Valve Caps	103	140	243
3	Inlet Cap	103	140	-
4	Outlet Cap	103	140	243
5	Bearing Flange Bolts	19	25	-
6	Rear Cover Bolts	8	11	-
7	Connecting Rod Bolts	19	25	270
8	Plunger Bolts	15	20	270
9	Valve Cover Bolts	-	-	-
10	Oil Drain Plug	8	11	-

