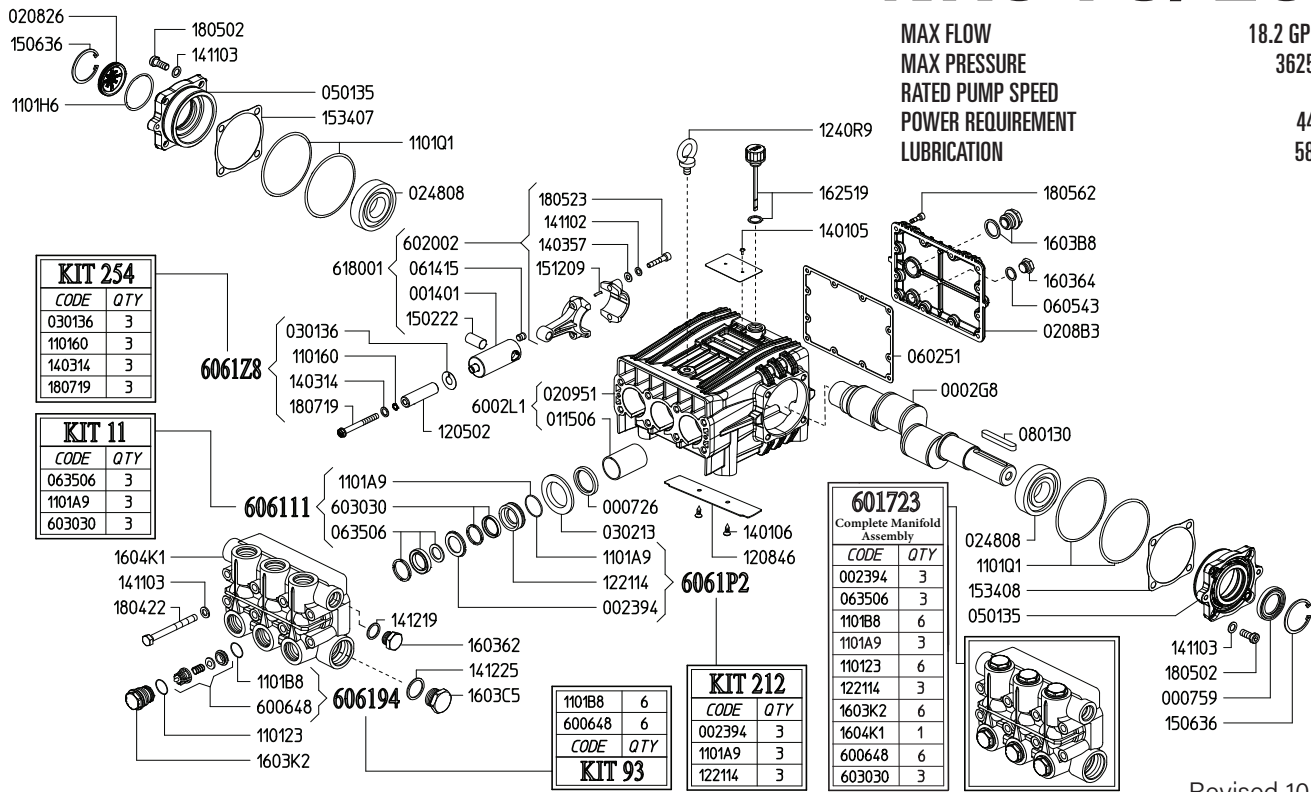


MAX FLOW
MAX PRESSURE
RATED PUMP SPEED
POWER REQUIREMENT
LUBRICATION

18.2 GPM / 69.0 L/MIN
3625 PSI / 250 BAR
1450 RPM
44.2 HP ELECTRIC
58 OZ UDOR LUBE



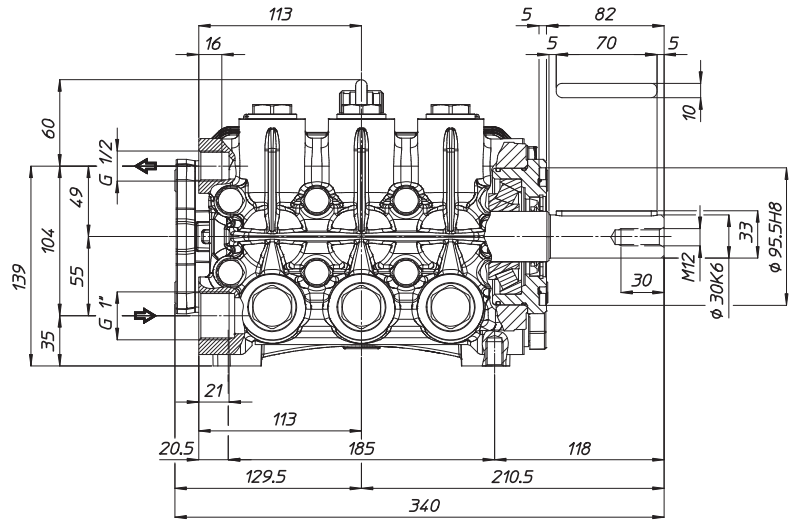
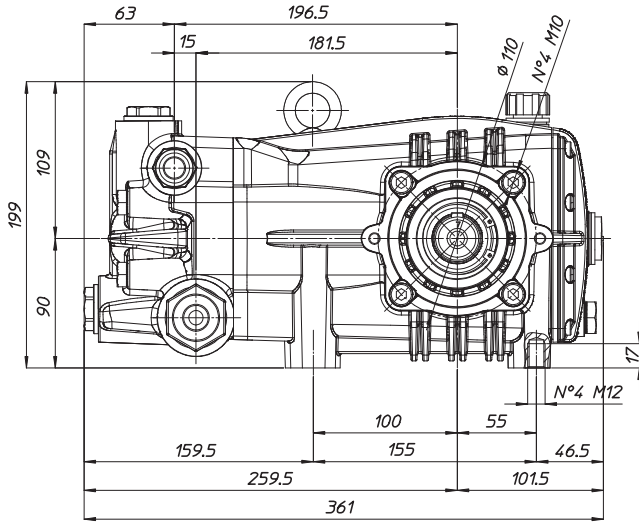
Revised 10-21-2021

Part #	Description	Qty	Part #	Description	Qty
0002.G8	CRANKSHAFT 30MM	1	1412.19	BONDED WASHER D21.5	1
0007.26	OIL SEAL D35	3	1412.25	BONDED WASHER D33.9 (G1")	1
0007.59	OIL SEAL	1	1502.22	PIN	3
0014.01	PLUNGER GUIDE	3	1506.36	SNAP RING	2
0023.94	UPPER RING D25 ^{D E}	3	1512.09	PIN D5X20	6
0115.06	BUSHING D35	3	1534.07	GASKET - BEARING FLANGE	1
0208.26	OIL SIGHT GLASS	1	1534.08	SPACER / GASKET	1
0208.B3	BACK COVER	1	1603.62	PLUG G1/2"	1
0209.51	CRANKCASE	1	1603.64	PLUG 3/8"	1
0248.08	BALL BEARING	2	1603.B8	OIL SIGHT GLASS W/GASKET	1
0301.36	SLINGER RING ^A	3	1603.C5	PLUG G1"	1
0302.13	SPACER	3	1603.K2	VALVE PLUG D25 ^E	6
0501.35	BEARING FLANGE	2	1604.K1	HEAD D25 ^E	1
0602.51	GASKET - PUMP BODY	1	1625.19	OIL CAP W/GASKET	1
0605.43	GASKET - D17	1	1804.22	HEX BOLT M10X100	8
0614.15	SET SCREW	3	1805.02	ALLEN BOLT	8
0635.06	HIGH PRESSURE SEAL KIT D25 ^{B E}	3	1805.23	ALLEN BOLT M8X40	6
0801.30	KEY	1	1805.62	ALLEN BOLT M6X20	12
1101.23	O-RING - VALVE PLUG ^E	6	1807.19	PLUNGER BOLT ^A	3
1101.60	O-RING - PLUNGER BOLT ^A	3	6002.L1	CRANKCASE ASSEMBLY	1
1101.A9	O-RING - PRESSURE RING ^{B D E}	3	6006.48	VALVE ASSEMBLY W/O O-RING ^{C E}	6
1101.B8	O-RING - VALVE ^{C E}	6	6017.23	COMPLETE MANFOLD ASSEMBLY NK D25	1
1101.H6	O-RING - OIL SIGHT GLASS	1	6020.02	CONNECTING ROD	3
1101.Q1	O-RING - BEARING FLANGE	4	6030.30	LOW PRESSURE SEAL KIT D25 ^{B E}	3
1205.02	CERAMIC PLUNGER D25	3	6180.01	CONNECTING ROD ASS'Y COMPLETE	3
1208.46	PLATE	1	6061.11	WATER SEAL KIT (KIT 11)	1
1221.14	PRESSURE RING D25 ^{D E}	3	6061.94	VALVE KIT (KIT 93)	1
1240.R9	LIFTING HOOK M10	1	6061.P2	BRASS RING KIT D25 (KIT 212)	1
1401.05	RIVET 3.5X8	2	6061.Z8	PLUNGER BOLT KIT (KIT 254)	1
1401.06	RIVET D4X10	2			
1403.14	WASHER - PLUNGER BOLT ^A	3			
1403.57	WASHER M8	6			
1411.02	SERRATED WASHER D8	6			
1411.03	WASHER	16			

^A Parts in 6061.Z8 (Kit 254).
^B Parts in 6061.11 (Kit 11).
^C Parts in 6061.94 (Kit 93).
^D Parts in 6061.P2 (Kit 212).
^E Parts in 6017.23 (Complete Manifold Assembly).

*Dimensional Drawings are
Shown in Millimeters.
To Convert to Inches,
Multiply Dimension x 0.03937*

NK SERIES PUMPS 22mm & 25mm Plungers



TORQUE SPECS

Ref.	Description	Ft./lb.	Nm	Loctite®
1	Head Bolts	37	50	-
2	Valve Caps	88	120	243
3	Inlet Cap	133	180	-
4	Outlet Cap	88	120	243
5	Bearing Flange Bolts	37	50	-
6	Rear Cover Bolts	8	11	-
7	Connecting Rod Bolts	19	25	243
8	Plunger Bolts	22	30	270
9	Valve Cover Bolts	-	-	-
10	Oil Drain Plug	8	11	-

