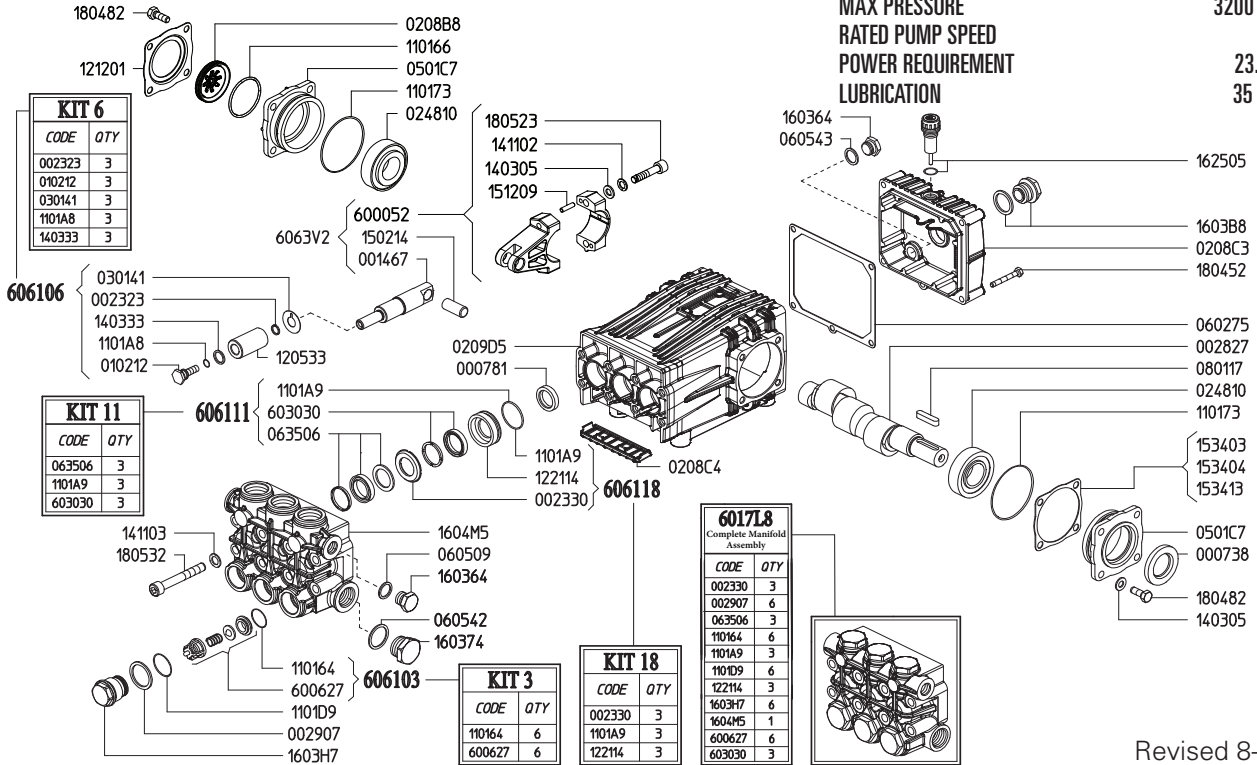


MAX FLOW  
MAX PRESSURE  
RATED PUMP SPEED  
POWER REQUIREMENT  
LUBRICATION

11.0 GPM / 41.5 L/MIN  
3200 PSI / 220 BAR  
1750 RPM  
23.5 HP ELECTRIC  
35 OZ UDOR LUBE



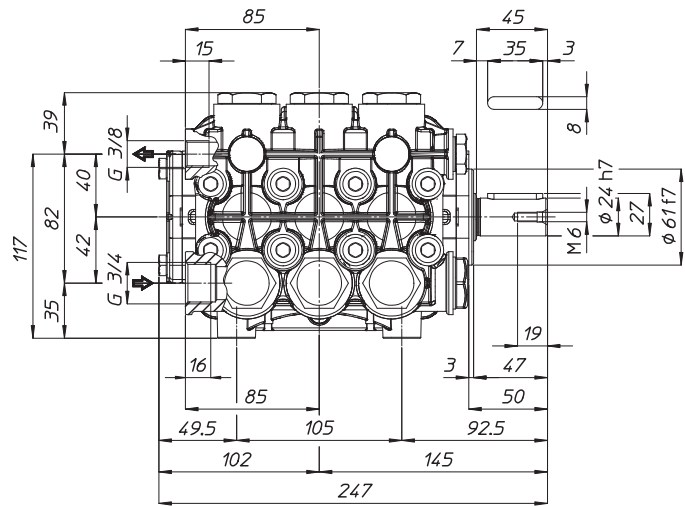
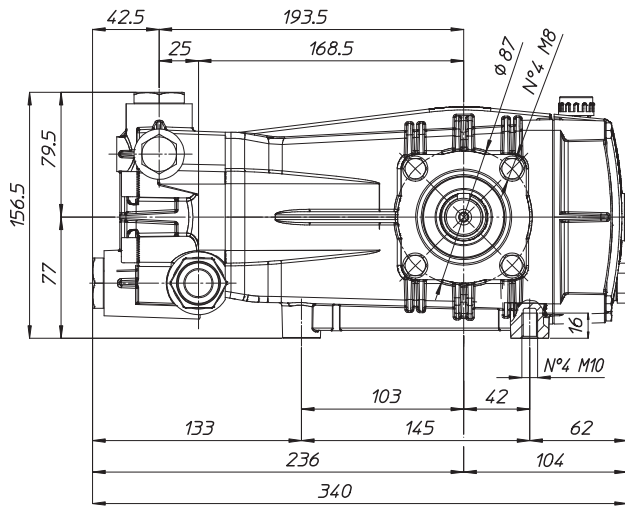
Revised 8-19-2021

Part #	Description	Qty	Part #	Description	Qty
0007.38	OIL SEAL D30	1	1403.33	WASHER D13.4 <sup>B</sup>	3
0007.81	OIL SEAL D20	3	1411.02	SERATED WASHER D8	6
0014.67	PLUNGER GUIDE D22/25/28 "C/CK"	3	1411.03	SERATED WASHER D10	8
0023.23	RING D10.4 <sup>B</sup>	3	1502.14	PIN D14X32	3
0023.30	UPPER RING D25 <sup>D E</sup>	3	1512.09	PLUG D5X20 UNI1707	6
0028.27	MALE SHAFT D24	1	1534.03	SHIM 0.1MM	-
0029.07	PLUG RING "CK" <sup>E</sup>	6	1534.04	SHIM 0.2MM	-
0102.12	PLUNGER BOLT <sup>B</sup>	3	1534.13	SHIM 0.05MM	-
0208.B8	OIL SIGHT GLASS	1	1603.64	PLUG G3/8	2
0208.C3	BACK COVER "C/CK"	1	1603.74	PLUG G3/4	1
0208.C4	COVER "CK"	1	1603.B8	OIL PLUG G3/4 + GASKET	1
0209.D5	CRANKCASE "C/CK/CH"	1	1603.H7	VALVE PLUG "CK" PISTON D22/25 <sup>E</sup>	6
0248.10	ROLLER BEARING D30	2	1604.M5	HEAD "CK" D22/25 <sup>E</sup>	1
0301.41	SLINGER RING <sup>B</sup>	3	1625.05	OIL PLUG G3/8	1
0501.C7	BEARING HOLLOW FLANGE	2	1804.52	HEX BOLT M6X45	5
0602.75	BACK COVER GASKET	1	1804.82	HEX BOLT M8X22	8
0605.09	GASKET D17	1	1805.23	ALLEN BOLT M8X40	6
0605.42	GASKET D27	1	1805.32	ALLEN BOLT M10X75	8
0605.43	GASKET D17	1	6000.52	ROD ASSEMBLY	3
0635.06	HIGH PRESSURE SEAL KIT D25 <sup>C E</sup>	3	6006.27	VALVE ASSEMBLY W/O O-RING <sup>A E</sup>	6
0801.17	KEY A8X7X35	1	6017.L8	COMPLETE MANIFOLD ASSEMBLY	1
1101.64	O-RING - VALVE <sup>A E</sup>	6	6030.30	LOW PRESSURE SEAL KIT D25 <sup>C E</sup>	3
1101.66	O-RING - OIL SIGHT GLASS	1	6061.03	KIT 3 VALVE KIT	1
1101.73	O-RING - BEARING FLANGE	2	6061.06	KIT 6 PLUNGER KIT	1
1101.A8	O-RING - PLUNGER BOLT <sup>B</sup>	3	6061.11	KIT 11 WATER SEAL KIT D25 "C/CK"	1
1101.A9	O-RING - PRESSURE RING <sup>C D E</sup>	3	6061.18	KIT 18 BRASS RING KIT D25 "C/CK"	1
1101.D9	O-RING - VALVE PLUG <sup>E</sup>	6			
1205.32	CERAMIC PLUNGER D22	3			
1212.01	RETAINER - OIL SIGHT GLASS	1			
1221.14	PRESSURE RING D25 <sup>D E</sup>	3			
1403.05	WASHER D8.4	14			

<sup>A</sup> Parts in 6061.03 (Kit 3).  
<sup>B</sup> Parts in 6061.06 (Kit 6).  
<sup>C</sup> Parts in 6061.11 (Kit 11).  
<sup>D</sup> Parts in 6061.18 (Kit 18).  
<sup>E</sup> Parts in 6017.L8 (Complete Manifold Assembly).

*Dimensional Drawings are  
Shown in Millimeters.  
To Convert to Inches,  
Multiply Dimension x 0.03937*

## CK SERIES PUMPS BELOW 10 GPM



## TORQUE SPECS

Ref.	Description	Ft./lb.	Nm	Loctite®
1	Head Bolts	37	50	-
2	Valve Caps	103	140	243
3	Inlet Cap	103	140	-
4	Outlet Cap	103	140	243
5	Bearing Flange Bolts	19	25	-
6	Rear Cover Bolts	8	11	-
7	Connecting Rod Bolts	19	25	270
8	Plunger Bolts	15	20	270
9	Valve Cover Bolts	-	-	-
10	Oil Drain Plug	8	11	-

